



ALASKA ANCHORAGE

2018-19 MEN'S BASKETBALL

GoSeawolves.com

Media Relations Contact:
Nate Sagan
(907) 786-1295
nssagan@alaska.edu

MEDIA RELATIONS OFFICE • ALASKA AIRLINES CENTER • 3550 PROVIDENCE DR / ANCHORAGE, AK 99508

April 4, 2019

Seawolves go 14-14 in 2018-19, tie for 6th in GNAC

2018-19 UNIV. OF ALASKA ANCHORAGE MEN'S BASKETBALL SEASON REVIEW


BRIEF SEASON RECAP: The Seawolves posted a 14-14 overall record and tied for 6th place in the 11-game Great Northwest Athletic Conference in 2018-19 ... UAA showed a penchant for close games, playing 18 contests within a 10-point spread and nine games within six points and posting wins over NCAA qualifier Western Oregon and playoff contender Northwest Nazarene ... the Seawolves used a 5-game winning streak in January to make a push for the postseason but fell short of qualifying for the GNAC Tournament on a tiebreaker ... individually, Jr. G/F **Tyler Brimhall** was voted First Team All-GNAC, while Jr. G **Jack Macdonald** was a Google Cloud Academic All-District 8 selection.

SEASON-ENDING UAA STARTERS (2018-19 stats)

G—Jack Macdonald, 6-0, Jr. (10.7 ppg, 1.8 rpg, 2.4 apg, .447 FG, .393 3FG, .833 FT)
G—Brennan Rymer, 6-0, So. (9.6 ppg, 4.1 rpg, 4.8 apg, .448 FG, .386 3FG, .848 FT)
C—Sjur Berg, 6-7, Jr. (7.3 ppg, 5.8 rpg, .598 FG, .526 FT)
F—Tyler Brimhall, 6-5, Jr. (18.7 ppg, 6.5 rpg, 1.8 apg, .471 FG, .423 3FG, .832 FT)
F—Niko Bevens, 6-6, Jr. (12.5 ppg, 3.1 rpg, 1.6 apg, .406 FG, .368 3FG, .778 FT)

TEAM NOTES: The Seawolves barely missed their 14th straight winning season and saw a string of eight straight winning GNAC records come to an end this year ... UAA ranked in the top 30 of the NCAA national stats in assist/turnover ratio (26th, 1.40) and assists per game (20th, 17.1 apg) ... the Seawolves led the GNAC in assists per game and A/T ration, and ranked 2nd in FT% (.747) and rebounding defense (32.2).

KILLER B's: The Seawolves got a predictably large impact from its two players with Div. I experience, getting more than 31 points per game from the combo of Jr. Fs **Tyler Brimhall** (Idaho) and **Niko Bevens** (Montana) ... Brimhall, who transferred directly from North Idaho College, earned **First Team All-GNAC** honors, ranked 4th in the league in scoring (18.7 ppg) and 7th in rebounding (6.5 rpg), plus 4th in 3FGs per game (2.9), 5th in minutes per game (31.6), 10th in FT% (.832) and 9th in 3FG% (.423) ... sporting a team-high four double-doubles, the Utah native scored at least 21 points in 14 games, while grabbing at least seven rebounds in 14 of 28 contests ... Brimhall captured



Brimhall

SEAWOLVES

2018-19

Results & Schedule

Nov. 2	ANTELOPE VALLEY	W, 82-73
Nov. 3	ANTELOPE VALLEY	W, 73-65
Nov. 6	at Fresno State (ex.)	L, 63-91
Nov. 9	at Hawaii Pacific	W, 83-79
Nov. 10	at Chaminade	L, 62-71
Nov. 16	NORTHWOOD	L, 77-83
Nov. 17	LAKE SUPERIOR STATE	L, 67-58
Nov. 23	SOUTH DAKOTA MINES	W, 75-55
Nov. 24	SOUTH DAKOTA MINES	W, 73-68
Dec. 1	at Montana State Billings*	L, 74-89
Dec. 8	at Alaska Fairbanks*	L, 67-68
Jan. 3	WESTERN OREGON*	W, 61-67
Jan. 5	CONCORDIA-PORTLAND*	W, 75-66
Jan. 10	at Saint Martin's*	L, 68-70
Jan. 12	at Seattle Pacific*	L, 74-87
Jan. 17	CENTRAL WASHINGTON*	W, 79-63
Jan. 19	NORTHWEST NAZARENE*	W, 85-73
Jan. 24	at Simon Fraser*	W, 74-53
Jan. 26	at Western Washington*	W, 70-63
Jan. 31	at Concordia-Portland*	ot-W, 99-94
Feb. 2	at Western Oregon*	L, 61-81
Feb. 7	SEATTLE PACIFIC*	L, 64-65
Feb. 9	#19 SAINT MARTIN'S*	L, 53-69
Feb. 14	at Northwest Nazarene*	L, 77-87
Feb. 16	at Central Washington*	W, 92-85
Feb. 21	WESTERN WASHINGTON*	L, 66-76
Feb. 23	SIMON FRASER*	ot-L, 63-67
Feb. 26	ALASKA FAIRBANKS*	W, 100-86
Feb. 28	MONTANA ST. BILLINGS*	L, 56-67

* Great Northwest Athletic Conference game
Home games in ALL CAPS at Alaska Airlines Center

2018-19 Seawolf Men's Basketball Roster

No.	Name	Pos	Ht/Wt	Cl-Exp	Hometown (Last School)
1	Travis Adams	G	5-10/175	Fr.-HS	Utqiagvik, AK (Barrow HS)
2	Tyler Brimhall	G/F	6-5/195	Jr.-TR	Logan, UT (North Idaho College)
3	Niko Bevens	F	6-6/190	Jr.-TR	Beaverton, OR (Montana)
11	Tobin Karlberg	G	6-0/180	Fr.-HS	Anchorage, AK (Grace Christian HS)
13	Brennan Rymer	G	6-0/165	So.-1V	Sydney, Australia (Scots College)
20	Keenan Dowell	G	6-5/185	So.-TR	Surrey, BC (Sheridan [WY] Coll.)
21	Matt Seymour	G	6-3/190	Sr.-TR	Juneau, AK (Whatcom [WA] CC)
22	Sjur Berg	F	6-7/220	Jr.-2V	Nesoddtangen, Norway (Santa Margarita [Calif.] HS)
24	Jack Macdonald	G	6-0/175	Jr.-1V	Melbourne, Australia (Ohlone [Calif.] Coll.)
30	Eric Jenkins	F	6-5/195	So.-1V	Anchorage, AK (Dimond HS)
32	Austin White	F	6-8/200	Fr.-RS	Ninilchik, AK (Ninilchik HS)
35	Brian Pearson	F	6-9/230	Sr.-3V	Elko, NV (Elko HS)

HEAD COACH: Rusty Osborne (Texas, '88), 15th season (279-166)
ASSISTANT COACHES: Ryan Orton (Eastern Oregon, '96), 5th season
Shane Rinner (Biola, '96), 7th season

Social Media


@UAA.Athletics & @UAAMBB

@UAASeawolves & @UAAMBB

@UAA_Seawolves

UAA Seawolves

his first GNAC Player of the Week award for his home performances against CWU and NNU, tallying 43 points (12-21 FG, 8-11 3FG, 11-14 FT), 14 rebounds and 5 assists in the home sweep ... meanwhile, Bevens tallied double digits in 19 games, including 10 games with 15 points or more ... Bevens's season-high 28-point effort at Hawaii Pacific featured seven first-half treys – the most ever for a Seawolf before the break – and his eight total 3FGs in the victory tied for 7th on UAA's single-game list ... in the GNAC stats, he ranked 21st in scoring (12.5 ppg), 3rd in 3FGs per game (2.9, 53rd nationally) and 3rd in minutes per game (32.7).




Bevens

INTERIOR EXPERIENCE: The Seawolves' most experienced player with 97 career games, Sr. C **Brian Pearson** climbed to 3rd on UAA's career blocks list with 96, and finished 5th in blocks per game with 0.99 ... Pearson led the GNAC and ranked 67th nationally with 1.4 bpg, swatting multiple shots in 10 games, and he scored in double figures on six occasions, including 15 points (6-8 FG) in the 95-88 win at Central Washington ... following a season away from basketball, Jr. F **Sjur Berg** came on strong with .500-or-better shooting in 21 consecutive games from Nov. 10-Feb. 26, and double-figure scoring in eight of his last 19 contests ... the Norwegian had career-highs of 14 points (5-8 FG, 4-4 FT), 14 rebounds and 4 blocks in the Nov. 23 win over South Dakota Mines, and he bettered his top scoring effort with 18 points in the win over NCAA qualifier Western Oregon ... Berg grabbed at least five rebounds in 13 of his last 24 games to rank 11th in the league (5.8 rpg), along with 3rd in FG% (.598) and 6th in offensive rebounds per game (2.2) ... a regular in the lineup since his arrival at UAA in 2014, Berg -- who will forego his senior season -- finished 8th on the program's career FG% list at .559, while this year's .598 percentage ranked 10th on the single-season list.



Pearson



Berg

AUSSIE, AUSSIE: The ninth and tenth Australians to suit up for the Seawolves in the past 15 seasons, So. PG **Brennan Rymer** and Jr. G **Jack Macdonald** established themselves as regulars in the starting lineup in their second seasons at UAA ... Rymer showed improvement from his rookie season in all categories, averaging 9.6 ppg, 4.1 rpg and a team-high 4.8 apg ... the Sydney native scored double figures in 14 of the last 23 games and dished at least four assists in 14 of the last 17 contests, including his 30-point, 9-rebound, 9-assist effort in the 92-85 win at Central Washington ... Rymer ranked 2nd in the GNAC in assists per game, 10th in assist-turnover ratio (2.2) and 7th in FT% (.848) ... meanwhile, Macdonald (Melbourne) raised his scoring average from 8.7 to 10.7 ppg over the second half of the season, producing his best GNAC scoring totals with 23 points (9-15 FG) in the home win over CWU, a career-high 24 points (7-9 FG, 6-7 3FG, 4-5 FT) in the win over UAF, 18 points (3-7 3FG, 9-10 FT) in the win over NNU and a team-high 17 points (6-11 FG, 3-5 3FG, 2-2 FT) at WWU ... the Melbourne native also dished a career-high 6 assists against NNU and finished with GNAC ranks of 31st in scoring, 15th in assist-turnover ratio (2.0) and 9th in FT% (.833) ... a double-major (accounting and marketing) with a 3.79 overall GPA, Macdonald was also a star in the classroom, earning **Google Cloud Academic All-District Team** honors last week.



Rymer



Macdonald



Great Northwest Athletic Conference
2018-19 standings

Team (Nat'l Ranks^)	Conference			Overall			
	W	L	Pct.	GB	W	L	Pct.
xy-Saint Martin's (12/11)	17	3	.850	---	26	6	.850
xy-Seattle Pacific	16	4	.800	1.0	22	7	.800
x-NW Nazarene (25/RV)	14	6	.700	3.0	20	8	.714
xy-Western Oregon	13	7	.650	4.0	22	11	.667
x-Montana State Billings	10	10	.500	7.0	15	14	.517
x-Simon Fraser	9	11	.450	8.0	15	14	.517
Alaska Anchorage	9	11	.450	8.0	14	14	.500
Western Washington	9	11	.450	8.0	15	15	.500
Concordia-Portland	6	14	.300	11.0	11	17	.393
Central Washington	5	15	.250	12.0	11	17	.393
Alaska Fairbanks	2	18	.100	15.0	5	22	.185

x-GNAC Tournament qualifier / y-NCAA Tournament qualifier
^NABC/D2SIDA polls

Seawolves in the GNAC Stats

TEAM STATS (leader or 2nd)

Pts/Gm: 10th, 72.9	Blocks/Gm: 6th, 3.1
Pts/Gm Def.: 4th, 72.4	Assists/Gm: 1st, 17.1 (CWU, 15.5)
Scoring Margin: 8th, +0.5	Steals/Gm: 10th, 4.4
FT%: 2nd, .747 (WWU, .785)	TO Margin: 9th, -0.75
FG%: 8th, .451	A/T Ratio: 1st, 1.4 (WOU, 1.4)
FG% Def.: 8th, .453	Off. Reb./Gm: 5th, 10.1
3FG%: 3rd, .377	Def. Reb./Gm: 10th, 22.3
3FG% Def.: 6th, .358	Off. Reb. Pct: 4th, .314
3FGs/Gm: 6th, 9.0	Def. Reb. Pct: 9th, .689
Reb./Gm: 10th, 32.5	Reb. Margin: 7th, +0.2
Reb./Gm Def.: 2nd, 32.2 (SPU, 30.5)	

INDIVIDUAL

Scoring Avg	Blocks Avg	3FG Made/Gm
4. Brimhall 18.7	1. Pearson 1.4	3. Bevens 2.9
21. Bevens 12.5	2. Lovelady, WWU 1.1	4. Brimhall 2.9
Rebounding Avg	Steals Avg	19. Macdonald 1.6
7. Brimhall 6.5	None in top 20	Off. Reb. Avg
11. Berg 5.8	FG Pct.	6. Berg 2.2
Assists Avg	3. Berg .598	11. Pearson 1.9
1. Provenzano, SFU 5.0	FT%	19. Brimhall 1.6
2. Rymer 4.8	7. Rymer .848	Def. Reb. Avg
15. Adams 2.6	9. Macdonald .833	4. Brimhall 4.9
Asst/TO Ratio	10. Brimhall .832	18. Berg 3.7
5. Adams 2.6	3FG%	Minutes Avg.
10. Rymer 2.2	9. Brimhall .423	3. Bevens 32.7
15. Macdonald 2.0	15. Macdonald .393	5. Brimhall 31.6

2018-19 GNAC ALL-CONFERENCE AWARDS

- Player of the Year:** Adonis Arms, Northwest Nazarene
- Coach of the Year:** Alex Pribble, Saint Martin's
- Defensive Player of the Year:** Jordan Kitchen, Saint Martin's
- Newcomer of the Year:** Adonis Arms, Northwest Nazarene
- Freshman of the Year:** Brendan Howard, Montana State Billings

FIRST TEAM

- Name, School, Pos., Ht., Yr., Hometown (Previous School)
- Adonis Arms, NNU, G, 6-6, Jr., Milwaukee, Wis. (Mesa CC)
- Luke Chavez, SMU, G, 6-3, Sr., Woodacre, Calif. (South Puget Sound CC)
- Trevor Jasinsky, WWU, F, 6-7, Jr., Camas, Wash. (Camas)
- Coleman Wooten, SPU, F, 6-5, Sr., Maple Valley, Wash. (Tahoma)
- Obi Megwa, NNU, G, 6-0, Sr., Phoenix, Ariz. (Mesa CC)
- Tyler Brimhall, UAA, G/F, 6-5, Jr., Logan, Utah (North Idaho JC)**

SECOND TEAM

- Riley Hawken, WOU, F, 6-6, Jr., Vancouver, Wash. (Concordia-Portland)
- Gavin Long, SPU, G, 6-5, Jr., Wenatchee, Wash. (Wenatchee)
- Julian Roche, SFU, C, 6-11, So., Saint John, N.B. (Santa Clara)
- EJ Boyce, SMU, G, 6-2, Sr., Boise, Idaho (San Jose State)
- Tyler Green, MSUB, G, 5-10, Jr., Redding, Calif. (Humboldt State)
- Chandler Redix, SMU, G, 6-2, Sr., Apple Valley, Calif. (Kentucky Wesleyan)

HONORABLE MENTION: No UAA selections

TRUST IN RUSTY: In 15 years at the helm, head coach **Rusty Osborne** (279-166) has led the Seawolves to 14 straight seasons of .500-plus records, along with five NCAA Tournaments and a trip to the 2008 NCAA D-II Semifinals ... the longest tenured coach in program history and in the GNAC, he became the first UAA basketball coach to reach 200 career victories when the Seawolves beat Alaska Fairbanks on Jan. 10, 2015 ... Osborne captured his first career GNAC and NABC West District coach-of-the-year awards in 2008 after becoming the second coach to lead UAA to three consecutive NCAA berths (2006-08), and in 2011-12 his Seawolves posted a 24-10 record to equal the 2nd-most victories in program history; Osborne's 2007-08 club holds that record with a 29-6 mark ... before taking over the head job in 2004-05, the Texas native previously served 13 seasons (1991-04) as a UAA assistant, including 11 years as the top assistant ... the Seawolves have won over 60 percent of their games with Osborne on the staff, claiming four conference titles and eight trips to the NCAA Division II Tournament ... Osborne was assisted in 2018-19 by **Ryan Orton** (5th season) and **Shane Rinner** (7th season).



Osborne

SMART SEAWOLVES: Led by Jr. G **Jack Macdonald**, three Seawolves were among the 29 student-athletes on the 2018-19 Great Northwest Athletic Conference Men's Basketball All-Academic Team ... Macdonald produced a 3.79 overall grade-point average in his first three semesters at UAA, ranking 6th-best in the 11-team GNAC ... joining Macdonald on the squad were Sr. C **Brian Pearson** and So. G **Brennan Rymer** ... Pearson earned GNAC academic recognition for the second year in a row with a 3.24 overall GPA in justice in nine semesters at UAA, while Rymer picked up his first award with a 3.21 overall GPA in management.

PICKED FOR 5TH: The Seawolves were predicted to finish 5th in the annual GNAC Preseason Coaches' Poll, released Oct. 23:

2018-19 GNAC PRESEASON MEN'S BASKETBALL COACHES POLL

Rk	Team (1st Place Votes)	Last Yr	'18 GNAC (Pl.)	Pts.
1.	Saint Martin's (9)	25-8	15-5 (3rd)	118
2.	Seattle Pacific	17-12	11-9 (tie 4th)	105
3.	Western Oregon (2)	31-2	19-1 (1st)	94
4.	Western Washington	21-8	16-4 (2nd)	83
5.	Alaska Anchorage	15-14	11-9 (tie 4th)	76
6.	Montana State Billings	13-18	5-15 (9th)	68
7.	Northwest Nazarene	13-13	9-11 (tie 7th)	55
8.	Central Washington	15-13	10-10 (6th)	40
9.	Alaska Fairbanks	11-15	9-11 (tie 7th)	37
10.	Concordia-Portland	5-23	1-19 (11th)	31
11.	Simon Fraser	10-18	4-16 (10th)	19

2018-19 SEAWOLF INDIVIDUAL HONORS

Tyler Brimhall

Preseason All-GNAC Team
Alaska/Hawaii Challenge All-Tournament Team
GNAC Player of the Week, Jan. 14-20
First Team All-GNAC

Jack Macdonald

GNAC All-Academic Team
Google Cloud Academic All-District 8 Team

Brian Pearson

GNAC All-Academic Team

Brennan Rymer

Seawolf Jamboree All-Tournament Team
GNAC All-Academic Team

2018-19 Seawolf Season Summary/Trends

Home Record	9-7	When Outrebounding Opp.	10-4
Road Record	5-7	When Outrebounded	4-9
Neutral-court Record	0-0	When Scoring 80 or more	6-0
GNAC Home Record	5-5	When Scoring 79 or fewer	8-14
GNAC Road Record	4-6	In Games Decided by:	
vs. NCAA Div. II	12-14	Overtime	1-1
vs. Ranked Div. II Teams	0-2	1-3 pts	0-3
vs. D-II region 'counters'	12-12	4-6 pts	4-2
vs. non-D-II Teams	2-0	7-10 pts	5-4
When leading at half	12-3	11+ pts	5-5
When tied at half	0-1	When Shooting +.500	6-0
When trailing at half	2-10	When Shooting -.500	8-14

THE LAST TIME A SEAWOLF ...

Scored 40+ points: 46, Suki Wiggs at Central Washington (12/1/16)

Scored 35+ points: 46, Suki Wiggs at Central Washington (12/1/16)

Had 15+ Rebounds: 15, Corey Hammell vs W. Washington (2/2/17)

Had 15+ Assists: 20, Brian McGill vs Northland Int'l (12/16/13)

Had a Triple-Double: 25 pts/11 reb/10 ast, Jim Hajdukovich vs Seattle Pacific (1/23/99)

Made 7+ 3-pointers: 8, Niko Bevans at Hawaii Pacific, 11/9/18

2018-19 UAA Individual Season Highs

Points: 34, Tyler Brimhall at Concordia-Portland, 1/31

Rebounds: 14, Sjur Berg vs South Dakota Mines, 1/23

Assists: 13, Brennan Rymer vs Alaska Fairbanks, 2/26

Steals: 3, Brennan Rymer vs Antelope Valley, 11/2;

3, Keenan Dowell vs Antelope Valley, 11/3;

3, Tyler Brimhall vs Concordia-Portland, 1/5

Blocks: 5, Brian Pearson vs Concordia-Portland, 1/5;

5, Brian Pearson at Seattle Pacific, 1/12

Minutes: 42, Tyler Brimhall at Concordia-Portland, 1/31

FG Made: 13, Tyler Brimhall at Simon Fraser, 1/24

3FGs Made: 8, Niko Bevans at Hawaii Pacific, 11/9

FTs Made: 10, Tyler Brimhall vs Northwest Nazarene, 1/19

2018-19 UAA Team Season Bests

Points: 100 vs Alaska Fairbanks, 2/26

Fewest Pts Allowed: 53 at Simon Fraser, 1/24

Margin of Victory: +20 vs South Dakota Mines, 11/23

Rebound Margin: +11 (34-23) vs South Dakota Mines, 11/23

Assists: 28 vs Alaska Fairbanks, 2/26

Steals: 11 vs Antelope Valley, 11/3

Blocks: 9 at Seattle Pacific, 1/12

Fewest Turnovers: 6 vs Alaska Fairbanks, 2/26

FG pct.: .611 (33-54) vs Alaska Fairbanks, 2/26

FG pct. Defense: .350 (21-60) at Simon Fraser, 1/24

FT pct. (min. 10 att.): .941 (16-17) at Saint Martin's, 1/10

3FG pct.: .591 (13-22) vs South Dakota Mines, 11/23

3FGs Made: 14 vs Central Washington, 1/17

2018-19 Double-Doubles (Pts/Rebs unless otherwise noted)

Tyler Brimhall (4): 23/11 at Chaminade, Nov. 10; 23/10 vs Northwood, Nov. 16; 15/11 vs Western Oregon, Jan. 3; 34/10 at Concordia-Portland, Jan. 31

Sjur Berg (2): 14/14 vs South Dakota Mines, Nov. 23; 12/13 vs Simon Fraser, Feb. 23

Brennan Rymer (1): 15 pts/13 assts vs Alaska Fairbanks, Feb. 26

2018-19 ALASKA ANCHORAGE CAREER-HIGHS

#1 TRAVIS ADAMS (G, 5-10/175, Fr.)

Pts – 13 vs Northwood, 11/16/18
 Rebs – 4 vs Lake Superior State, 11/17/18
 Asts – 8 at Western Washington, 1/26/19
 Blks – 0
 Stls – 2 vs MSU Billings, 2/28/19

#2 TYLER BRIMHALL (G/F, 6-5/195, Jr.)

Pts – 34 at Concordia-Portland, 1/31/19
 Rebs – 11, twice (last: vs W. Oregon, 1/3/19)
 Asts – 4, twice (last: vs CWU, 1/17/19)
 Blks – 2 vs Western Washington, 2/21/19
 Stls – 3 vs Concordia-Portland, 1/5/19

#3 NIKO BEVENS (F, 6-6/190, Jr.)

Pts – 28 at Hawaii Pacific, 11/9/18
 Rebs – 9 vs MSU Billings, 2/28/19
 Asts – 5, twice (last: vs Concordia-Ore., 1/5/19)
 Blks – 2, twice (last: vs CWU, 1/17/19)
 Stls – 1, six times

#11 TOBIN KARLBERG (G, 6-0/180, Fr.)

Pts – 14 at Northwest Nazarene, 2/14/19
 Rebs – 3 at Saint Martin's, 1/10/19
 Asts – 4 vs Northwood, 11/16/18
 Blks – 0
 Stls – 2, twice

#13 BRENNAN RYMER (G, 6-0/165, So.)

Pts – 30 at Central Washington, 2/16/19
 Rebs – 9 at Central Washington, 2/16/19
 Asts – 13 vs Alaska Fairbanks, 2/26/19
 Blks – 1, five times
 Stls – 4 at Western Oregon, 12/17/17

#20 KEENAN DOWELL (G, 6-5/180, So.)

Pts – 9 at Northwest Nazarene, 2/14/19
 Rebs – 5 vs MSU Billings, 2/28/19
 Asts – 4 vs Antelope Valley, 11/2/18
 Blks – 2 vs Antelope Valley, 11/2/18
 Stls – 3 vs Antelope Valley, 11/3/18

#21 MATT SEYMOUR (G, 6-3/190, Sr.)

Pts – 8 at Seattle Pacific, 1/12/19
 Rebs – 3 at Seattle Pacific, 1/12/19
 Asts – 2 at Seattle Pacific, 1/12/19
 Blks – 0
 Stls – 1 at MSU Billings, 12/1/18

#22 SJUR BERG (F, 6-7/220, Jr.)

Pts – 18 vs Western Oregon, 1/3/18
 Rebs – 14 vs South Dakota Mines, 11/23/18
 Asts – 4, twice (last: vs CWU, 1/17/19)
 Blks – 4 vs South Dakota Mines, 11/23/18
 Stls – 3 vs Portland Bible, 11/4/16

#24 JACK MACDONALD (G, 6-0/175, Jr.)

Pts – 24 vs Alaska Fairbanks, 2/26/19
 Rebs – 5, three times (last: vs SMU, 2/9/19)
 Asts – 6 vs Northwest Nazarene, 1/19/19
 Blks – 0
 Stls – 2, twice (at MSU Billings, 12/1/18)

#30 ERIC JENKINS (F, 6-5/195, So.)

Pts – 4, twice (last: at HPU, 11/9/18)
 Rebs – 5, twice (last: vs NNU, 2/8/18)
 Asts – 3 vs Antelope Valley, 11/2/18
 Blks – 1 vs Simon Fraser, 1/18/18
 Stls – 1, four times

#32 AUSTIN WHITE (F, 6-8/200, Fr.)

Pts – 2, twice (last: vs SMU, 2/9/19)
 Rebs – 4 vs Saint Martin's, 2/9/19
 Asts – 1 vs South Dakota Mines, 11/24/18
 Blks – 2 vs Lake Superior State, 11/17/18
 Stls – 1 at Hawaii Pacific, 11/9/18

#35 BRIAN PEARSON (F, 6-9/230, Sr.)

Pts – 19 at NW Nazarene, 1/13/18
 Rebs – 10 at NW Nazarene, 1/13/18
 Asts – 4 vs South Dakota Mines, 11/24/18
 Blks – 6 at NW Nazarene, 1/13/18
 Stls – 2, three times (last: vs SMU, 2/9/19)

SEASON SUPERLATIVES: Here are where the 2018-19 Seawolves ranked on the program's all-time single-season lists:

POINTS PER GAME		3FGs MADE	
1. Jesse Jackson (1986-87)	27.1	1. Kyle Fossman (2013-14)	113
17. Ryan Williams (1995-96)	19.4	9. Jesse Jackson (1986-87)	84
18. Kenny Barker (2008-09)	18.7	10. Niko Bevens (2018-19)	82
Tyler Brimhall (2018-19)	18.7	11. Tyler Brimhall (2018-19)	80
BLOCKS PER GAME		3FGs PER GAME	
1. Connor Devine (2016-17)	2.62	1. Kyle Fossman (2013-14)	3.77
7. Hansi Gnad (1986-87)	1.57	5. Kemmy Burgess (2003-04)	3.00
8. Brian Pearson (2018-19)	1.39	6. Niko Bevens (2018-19)	2.93
		7. Tyler Brimhall (2018-19)	2.86
BLOCKS		FT%	
1. Connor Devine (2016-17)	76	1. Brian McGill (2015-16)	.933
10. Jackie Johnson (1990-91)	40	18. Dom Hunter (2014-15)	.850
11. Brian Pearson (2017-18)	39	19. Brennan Rymer (2018-19)	.848
Brian Pearson (2018-19)	39		
FG%			
1. Chris Lewis (1998-99)	.665		
9. Joe Davis (2005-06)	.610		
10. Sjur Berg (2018-19)	.598		

CHASING RECORDS: Here are where the 2018-19 Seawolves finished on the program's all-time career statistics lists:

ASSISTS PER GAME		FG%	
1. Luke Cooper (2004-08)	7.3	1. Taylor Rohde (2010-12)	.621
12. Jim Hajdukovich (1995-99)	3.4	7. Liam Gibcus (2009-13)	.564
13. Brennan Rymer (2017-)	*3.3	8. Sjur Berg (2014-17, 18-19)	.559
14. Kalu Dennis (1993-95)	3.3	9. McCade Olsen (2006-08)	.559
BLOCKS PER GAME		FT%	
1. Serge Using (95-96,97-00)	1.79	1. Mark Drake (2001-05)	.884
4. Nelson Williams (2000-02)	1.08	15. Carl Arts (2004-08)	.824
5. Brian Pearson (14-16,17-19)	0.99	16. Brennan Rymer (2017-)	*.824
6. Dale Bartley (1985-88)	0.83	17. J. Trueman (2007-09)	.822
BLOCKS		GAMES PLAYED	
1. Hansi Gnad (1983-87)	145	1. Vern Robateau (1985-88, 90)	124
2. Serge Using (95-96, 97-00)	143	19. Jon Madison (1998-02)	99
3. Brian Pearson (14-16,17-19)	96	20. Brian Pearson (14-16, 17-19)	97

*based on current pace

Seawolves in the NCAA Div. II stats

TEAM (top 50 only)	INDIVIDUAL (top 100 only)
Assists/gm: 20th, 17.1	3FG%: Brimhall, 34th, .423
Asst/TO Ratio: 26th, 1.40	Bevens, 96th, .368
	3FGs/gm: Bevens, 53rd, 2.93
	Brimhall, 61st, 2.86
	Asst-TO Ratio: Rymer, 59th, 2.20
	Assists/gm: Rymer, 66th, 4.8
	Blocks/gm: Pearson, 67th, 1.39
	Points/gm: Brimhall, 84th, 18.7
	FT%: Brimhall, 99th, .832

2018-19 ALASKA ANCHORAGE MEN'S BASKETBALL

**2018-19 Alaska Anchorage Basketball
Alaska Anchorage Points-Rebounds-Assists (FINAL)
All games**

Opponent	Date	Score	01		02		03		11		13		20		21	
			ADAMS,TRAV	BRIMHALL,T	BEVENS,NIK	KARLBERG,T	RYMER,BREN	DOWELL,KEE	SEYMOUR,MA							
ANTELOPE VALLEY	11/02/18	82-73	w	0-3-3	25-7-4	16-2-3	5-1-1	6-5-5	5-1-4	DNP						
ANTELOPE VALLEY	11/03/18	73-65	w	0-1-3	27-8-2	14-1-0	4-1-1	4-2-5	7-0-2	DNP						
at Hawai'i Pacific	11/09/18	83-79	w	2-0-2	11-7-3	28-2-2	3-0-2	6-3-5	0-0-0	DNP						
at Chaminade	11/10/18	62-71	L	2-0-0	23-11-2	9-1-2	2-0-2	9-6-1	0-1-0	DNP						
NORTHWOOD	11/16/18	77-83	L	13-2-1	23-10-3	11-1-0	7-2-4	8-5-4	0-1-0	DNP						
LAKE SUPERIOR STATE	11/17/18	58-67	L	3-4-5	6-2-0	8-1-2	12-2-2	19-5-4	0-2-0	DNP						
SOUTH DAKOTA MINES	11/23/18	75-55	w	0-1-2	26-9-3	16-0-2	5-0-2	0-1-6	3-4-3	0-0-0						
SOUTH DAKOTA MINES	11/24/18	73-68	w	2-1-2	6-5-1	16-3-5	0-0-0	20-6-2	3-2-2	DNP						
at MSU Billings	12/01/18	74-89	L	7-2-2	10-3-2	2-3-4	4-1-0	10-6-0	2-2-0	0-1-0						
at Alaska Fairbanks	12/08/18	67-68	L	0-1-0	11-9-0	8-4-2	4-1-1	16-2-3	6-1-1	DNP						
WESTERN OREGON	01/03/19	61-57	w	2-3-5	15-11-1	3-3-0	1-1-1	5-3-2	2-1-0	7-1-1						
CONCORDIA-PORTLAND	01/05/19	75-66	w	0-1-2	22-4-0	18-4-5	0-0-0	10-5-6	2-2-0	5-0-1						
at Saint Martin's	01/10/19	68-70	L	0-0-0	14-4-2	11-2-1	11-3-2	16-5-4	5-0-0	0-1-0						
at Seattle Pacific	01/12/19	74-87	L	4-1-1	7-1-2	14-7-1	5-0-0	12-3-4	1-3-1	8-3-2						
CENTRAL WASHINGTON	01/17/19	79-63	w	2-1-1	21-9-4	14-4-3	0-0-0	3-3-6	3-3-1	0-0-1						
NORTHWEST NAZARENE	01/19/19	85-73	w	0-0-0	22-5-1	19-5-1	0-0-0	8-3-9	5-3-1	0-0-0						
at Simon Fraser	01/24/19	74-53	w	DNP	31-9-0	7-4-2	0-1-2	11-5-4	2-0-2	0-0-0						
at Western Washington	01/26/19	70-63	w	6-3-8	11-3-1	12-4-1	0-0-0	14-2-1	3-3-0	0-0-0						
at Concordia (Ore.)	01/31/19	99-94	w	2-0-3	34-10-2	19-2-0	2-1-2	11-5-8	0-0-1	DNP						
at Western Ore.	02/01/19	61-81	L	5-2-4	15-8-0	11-3-0	3-0-0	2-1-1	8-2-1	0-0-0						
SEATTLE PACIFIC	02/07/19	64-65	L	4-2-3	26-5-2	4-2-1	3-0-1	11-4-7	2-0-0	DNP						
SAINT MARTIN'S	02/09/19	53-69	L	5-3-3	7-8-5	16-2-2	2-1-0	0-0-1	3-2-1	0-0-0						
at Northwest Nazarene	02/14/19	77-87	L	3-2-3	19-4-3	11-5-1	14-1-1	2-3-4	9-1-1	0-0-0						
at Central Wash.	02/16/19	92-85	w	2-1-1	21-9-1	11-2-1	0-0-0	30-9-9	2-0-1	DNP						
WESTERN WASHINGTON	02/21/19	66-76	L	2-1-5	31-6-1	6-1-1	3-2-0	8-7-9	1-0-0	0-0-0						
SIMON FRASER	02/23/19	63-67	L	2-1-3	13-6-2	24-5-0	1-2-1	2-5-7	0-0-0	0-0-0						
ALASKA FAIRBANKS	02/26/19	100-86	w	4-1-3	33-3-2	9-4-2	0-0-1	15-3-13	0-1-2	DNP						
MONTANA ST. BILLINGS	02/28/19	56-67	L	3-0-4	13-5-1	12-9-1	3-1-0	11-7-4	4-5-0	0-0-0						

Opponent	Date	Score	22		24		30		32		35	
			BERG,SJUR	MACDONALD,	JENKINS,ER	WHITE,AUST	PEARSON,BR					
ANTELOPE VALLEY	11/02/18	82-73	w	1-6-1	20-4-1	0-2-3	0-0-0	4-2-0				
ANTELOPE VALLEY	11/03/18	73-65	w	5-3-0	6-3-3	0-1-1	DNP	6-4-2				
at Hawai'i Pacific	11/09/18	83-79	w	2-4-0	15-1-3	4-2-0	2-0-0	10-8-1				
at Chaminade	11/10/18	62-71	L	2-5-0	13-2-4	0-0-0	0-0-0	2-2-0				
NORTHWOOD	11/16/18	77-83	L	8-4-1	0-0-4	DNP	0-1-0	7-8-2				
LAKE SUPERIOR STATE	11/17/18	58-67	L	6-6-1	2-1-1	DNP	0-0-0	2-7-1				
SOUTH DAKOTA MINES	11/23/18	75-55	w	14-14-2	9-1-2	DNP	0-2-0	2-1-1				
SOUTH DAKOTA MINES	11/24/18	73-68	w	10-5-2	12-4-1	DNP	0-1-1	4-2-4				
at MSU Billings	12/01/18	74-89	L	13-5-0	9-0-2	DNP	0-0-0	17-5-0				
at Alaska Fairbanks	12/08/18	67-68	L	12-8-0	7-1-2	DNP	0-0-0	3-6-1				
WESTERN OREGON	01/03/19	61-57	w	18-9-0	8-2-4	DNP	0-0-0	0-2-1				
CONCORDIA-PORTLAND	01/05/19	75-66	w	6-6-0	10-2-3	DNP	0-0-0	2-5-2				
at Saint Martin's	01/10/19	68-70	L	7-5-0	2-2-3	DNP	DNP	2-3-0				
at Seattle Pacific	01/12/19	74-87	L	2-2-1	18-0-0	DNP	DNP	3-4-2				
CENTRAL WASHINGTON	01/17/19	79-63	w	13-2-4	23-3-3	DNP	DNP	0-5-3				
NORTHWEST NAZARENE	01/19/19	85-73	w	8-6-1	18-3-6	DNP	DNP	5-1-0				
at Simon Fraser	01/24/19	74-53	w	7-13-0	12-1-4	DNP	DNP	4-2-0				
at Western Washington	01/26/19	70-63	w	3-8-1	17-2-0	DNP	DNP	4-3-0				
at Concordia (Ore.)	01/31/19	99-94	w	10-7-0	17-1-2	DNP	DNP	4-4-2				
at Western Ore.	02/01/19	61-81	L	6-4-2	7-2-1	DNP	0-3-0	4-3-1				
SEATTLE PACIFIC	02/07/19	64-65	L	3-3-1	11-0-1	DNP	0-0-0	0-3-2				
SAINT MARTIN'S	02/09/19	53-69	L	DNP	7-5-2	DNP	2-4-0	11-5-1				
at Northwest Nazarene	02/14/19	77-87	L	DNP	8-1-1	DNP	0-1-0	11-7-3				
at Central Wash.	02/16/19	92-85	w	DNP	11-3-3	DNP	0-2-0	15-8-1				
WESTERN WASHINGTON	02/21/19	66-76	L	2-3-1	3-2-4	DNP	DNP	10-5-0				
SIMON FRASER	02/23/19	63-67	L	12-13-1	7-3-2	DNP	DNP	2-3-1				
ALASKA FAIRBANKS	02/26/19	100-86	w	8-4-1	24-1-3	DNP	DNP	7-8-1				
MONTANA ST. BILLINGS	02/28/19	56-67	L	4-1-1	4-0-2	DNP	DNP	2-4-0				

2018-19 ALASKA ANCHORAGE MEN'S BASKETBALL

**2018-19 Alaska Anchorage Basketball
Alaska Anchorage Overall/Conference Statistics (FINAL)
All games**

SUMMARY	Overall Statistics										Conference Statistics									
	gp-gs	min/g	fg%	3fg%	ft%	r/g	a/g	stl	blk	pts/g	gp-gs	min/g	fg%	3fg%	ft%	r/g	a/g	stl	blk	pts/g
Brimhall, Tyler	28-28	31.6	.471	.423	.832	6.5	1.8	24	9	18.7	20-20	33.0	.461	.401	.831	6.1	1.6	16	6	18.8
Bevens, Niko	28-28	32.7	.406	.368	.778	3.1	1.6	10	12	12.5	20-20	33.1	.374	.348	.852	3.8	1.5	7	7	11.6
Macdonald, Jack	28-25	27.6	.447	.393	.833	1.8	2.4	9	0	10.7	20-20	28.2	.452	.380	.879	1.7	2.4	8	0	11.2
Rymer, Brennan	28-25	27.2	.448	.386	.848	4.1	4.8	26	4	9.6	20-20	28.0	.451	.381	.836	4.1	5.1	16	4	9.9
Berg, Sjur	25-19	21.2	.598	.000	.526	5.8	0.8	8	11	7.3	17-16	22.4	.634	.000	.485	5.8	0.8	6	4	7.9
Pearson, Brian	28-9	19.7	.456	.400	.730	4.3	1.1	10	39	5.1	20-4	19.4	.471	.400	.733	4.3	1.1	6	31	5.3
Karlberg, Tobin	28-2	10.6	.386	.317	.773	0.8	0.9	12	0	3.4	20-0	9.8	.305	.233	.765	0.8	0.6	5	0	2.8
Dowell, Keenan	28-0	12.6	.382	.111	.514	1.4	0.9	10	9	2.8	20-0	12.2	.429	.200	.455	1.5	0.7	4	6	3.0
Adams, Travis	27-4	14.6	.446	.167	.615	1.4	2.6	11	0	2.8	19-0	14.6	.457	.250	.667	1.3	2.7	9	0	2.8
Seymour, Matt	16-0	5.3	.417	.444	.857	0.4	0.3	1	0	1.3	15-0	5.6	.455	.500	.857	0.4	0.3	1	0	1.3
Jenkins, Eric	4-0	10.3	.333	.333	.500	1.3	1.0	0	0	1.0										
White, Austin	16-0	3.9	.286	.000	.000	0.9	0.1	1	3	0.3	9-0	4.0	.200	.000	.000	1.1	0.0	0	1	0.2
Totals	28		.451	.377	.747	32.5	17.1	122	87	72.9	20		.447	.363	.763	32.4	16.4	78	59	72.9
Opponent	28		.453	.358	.731	32.2	15.3	164	88	72.4	20		.461	.360	.734	32.7	15.3	119	65	73.3

SCORING	Overall Statistics								Conference Statistics							
	fg-fga	fg%	3fg-fga	3fg%	ft-fta	ft%	pts	pts/g	fg-fga	fg%	3fg-fga	3fg%	ft-fta	ft%	pts	pts/g
Brimhall, Tyler	177-376	.471	80-189	.423	89-107	.832	523	18.7	130-282	.461	57-142	.401	59-71	.831	376	18.8
Bevens, Niko	116-286	.406	82-223	.368	35-45	.778	349	12.5	76-203	.374	56-161	.348	23-27	.852	231	11.6
Macdonald, Jack	98-219	.447	44-112	.393	60-72	.833	300	10.7	71-157	.452	30-79	.380	51-58	.879	223	11.2
Rymer, Brennan	90-201	.448	22-57	.386	67-79	.848	269	9.6	65-144	.451	16-42	.381	51-61	.836	197	9.9
Berg, Sjur	76-127	.598	0-0	.000	30-57	.526	182	7.3	59-93	.634	0-0	.000	16-33	.485	134	7.9
Pearson, Brian	57-125	.456	2-5	.400	27-37	.730	143	5.1	41-87	.471	2-5	.400	22-30	.733	106	5.3
Karlberg, Tobin	32-83	.386	13-41	.317	17-22	.773	94	3.4	18-59	.305	7-30	.233	13-17	.765	56	2.8
Dowell, Keenan	29-76	.382	2-18	.111	18-35	.514	78	2.8	24-56	.429	2-10	.200	10-22	.455	60	3.0
Adams, Travis	29-65	.446	1-6	.167	16-26	.615	75	2.8	21-46	.457	1-4	.250	10-15	.667	53	2.8
Seymour, Matt	5-12	.417	4-9	.444	6-7	.857	20	1.3	5-11	.455	4-8	.500	6-7	.857	20	1.3
Jenkins, Eric	1-3	.333	1-3	.333	1-2	.500	4	1.0								
White, Austin	2-7	.286	0-2	.000	0-1	.000	4	0.3	1-5	.200	0-1	.000	0-1	.000	2	0.2
Totals	712-1580	.451	251-665	.377	366-490	.747	2041	72.9	511-1143	.447	175-482	.363	261-342	.763	1458	72.9
Opponent	716-1579	.453	212-592	.358	383-524	.731	2027	72.4	520-1127	.461	150-417	.360	276-376	.734	1466	73.3

TOTALS	Overall Statistics										Conference Statistics									
	o-reb	d-reb	total	pf	fo	a	to	a/to	hi	pts	o-reb	d-reb	total	pf	fo	a	to	a/to	hi	pts
Brimhall, Tyler	44	137	181	73	5	50	59	0.8	34	34	30	92	122	51	3	32	44	0.7	34	34
Bevens, Niko	17	69	86	57	1	45	33	1.4	28	28	15	60	75	40	0	29	20	1.5	24	24
Macdonald, Jack	14	36	50	48	0	67	33	2.0	24	24	8	26	34	38	0	48	24	2.0	24	24
Rymer, Brennan	24	90	114	74	3	134	61	2.2	30	30	19	62	81	54	3	102	47	2.2	30	30
Berg, Sjur	54	92	146	51	0	21	32	0.7	18	18	36	63	99	39	0	14	23	0.6	18	18
Pearson, Brian	52	68	120	44	1	32	31	1.0	17	17	38	48	86	26	0	21	23	0.9	17	17
Karlberg, Tobin	6	15	21	32	0	26	18	1.4	14	14	6	9	15	21	0	12	13	0.9	14	14
Dowell, Keenan	11	29	40	45	1	24	25	1.0	9	9	7	22	29	34	1	13	15	0.9	9	9
Adams, Travis	13	24	37	47	0	69	27	2.6	13	13	9	16	25	28	0	51	17	3.0	7	7
Seymour, Matt	2	4	6	9	0	5	3	1.7	8	8	2	4	6	9	0	5	3	1.7	8	8
Jenkins, Eric	0	5	5	7	0	4	6	0.7	4	4										
White, Austin	2	12	14	13	0	1	5	0.2	2	2	2	8	10	7	0	0	4	0.0	2	2
Totals	284	625	909	500	11	478	342	1.4	100	100	208	440	648	347	7	327	239	1.4	100	100
Opponent	282	621	903	510	10	428	321	1.3	94	94	203	450	653	364	8	306	215	1.4	94	94

2018-19 ALASKA ANCHORAGE MEN'S BASKETBALL

**2018-19 Alaska Anchorage Basketball
Alaska Anchorage Combined Team Statistics (FINAL)
All games**

RECORD:	OVERALL	HOME	AWAY	NEUTRAL
ALL GAMES	14-14	9-7	5-7	0-0
CONFERENCE	9-11	5-5	4-6	0-0
NON-CONFERENCE	5-3	4-2	1-1	0-0

#	Player	gp-gs	min	avg	Total		3-Point		F-Throw		Rebounds			avg	pf	dq	a	to	blk	stl	pts	avg		
					fg-fga	fg%	3fg-fga	3fg%	ft-fta	ft%	off	def	tot											
02	Brimhall,Tyler	28-28	886	31.6	177-376	.471	80-189	.423	89-107	.832	44	137	181	6.5	73	5	50	59	9	24	523	18.7		
03	Bevens,Niko	28-28	915	32.7	116-286	.406	82-223	.368	35-45	.778	17	69	86	3.1	57	1	45	33	12	10	349	12.5		
24	Macdonald,Jack	28-25	772	27.6	98-219	.447	44-112	.393	60-72	.833	14	36	50	1.8	48	0	67	33	0	9	300	10.7		
13	Rymer,Brennan	28-25	762	27.2	90-201	.448	22-57	.386	67-79	.848	24	90	114	4.1	74	3	134	61	4	26	269	9.6		
22	Berg,Sjur	25-19	531	21.2	76-127	.598	0-0	.000	30-57	.526	54	92	146	5.8	51	0	21	32	11	8	182	7.3		
35	Pearson,Brian	28-9	552	19.7	57-125	.456	2-5	.400	27-37	.730	52	68	120	4.3	44	1	32	31	39	10	143	5.1		
11	Karlberg,Tobin	28-2	298	10.6	32-83	.386	13-41	.317	17-22	.773	6	15	21	0.8	32	0	26	18	0	12	94	3.4		
20	Dowell,Keenan	28-0	352	12.6	29-76	.382	2-18	.111	18-35	.514	11	29	40	1.4	45	1	24	25	9	10	78	2.8		
01	Adams,Travis	27-4	394	14.6	29-65	.446	1-6	.167	16-26	.615	13	24	37	1.4	47	0	69	27	0	11	75	2.8		
21	Seymour,Matt	16-0	85	5.3	5-12	.417	4-9	.444	6-7	.857	2	4	6	0.4	9	0	5	3	0	1	20	1.3		
30	Jenkins,Eric	4-0	41	10.3	1-3	.333	1-3	.333	1-2	.500	0	5	5	1.3	7	0	4	6	0	0	4	1.0		
32	White,Austin	16-0	62	3.9	2-7	.286	0-2	.000	0-1	.000	2	12	14	0.9	13	0	1	5	3	1	4	0.3		
Team											45	44	89											
Total.....		28	5650		712-1580	.451	251-665	.377	366-490	.747	284	625	909	32.5	500	11	478	342	87	122	2041	72.9		
Opponents.....		28	5650		716-1579	.453	212-592	.358	383-524	.731	282	621	903	32.2	510	10	428	321	88	164	2027	72.4		

TEAM STATISTICS	UAA	OPP	Date	Opponent	Score	Att.
SCORING	2041	2027	11/02/18	ANTELOPE VALLEY	w 82-73	794
Points per game	72.9	72.4	11/03/18	ANTELOPE VALLEY	w 73-65	672
Scoring margin	+0.5	-	11/09/18	at Hawai'i Pacific	w 83-79	0
FIELD GOALS-ATT	712-1580	716-1579	11/10/18	at Chaminade	L 62-71	153
Field goal pct	.451	.453	11/16/18	NORTHWOOD	L 77-83	623
3 POINT FG-ATT	251-665	212-592	11/17/18	LAKE SUPERIOR STATE	L 58-67	950
3-point FG pct	.377	.358	11/23/18	SOUTH DAKOTA MINES	w 75-55	1464
3-pt FG made per game	9.0	7.6	11/24/18	SOUTH DAKOTA MINES	w 73-68	1768
FREE THROWS-ATT	366-490	383-524	* 12/01/18	at MSU Billings	L 74-89	304
Free throw pct	.747	.731	* 12/08/18	at Alaska Fairbanks	L 67-68	476
F-Throws made per game	13.1	13.7	* 01/03/19	WESTERN OREGON	w 61-57	1501
REBOUNDS	909	903	* 01/05/19	CONCORDIA-PORTLAND	w 75-66	945
Rebounds per game	32.5	32.2	* 01/10/19	at Saint Martin's	L 68-70	430
Rebounding margin	+0.2	-	* 01/12/19	at Seattle Pacific	L 74-87	628
ASSISTS	478	428	* 01/17/19	CENTRAL WASHINGTON	w 79-63	953
Assists per game	17.1	15.3	* 01/19/19	NORTHWEST NAZARENE	w 85-73	808
TURNOVERS	342	321	* 01/24/19	at Simon Fraser	w 74-53	316
Turnovers per game	12.2	11.5	* 01/26/19	at Western Washington	w 70-63	467
Turnover margin	-0.7	-	* 01/31/19	at Concordia (Ore.)	Wot 99-94	407
Assist/turnover ratio	1.4	1.3	* 02/01/19	at Western Ore.	L 61-81	518
STEALS	122	164	* 02/07/19	SEATTLE PACIFIC	L 64-65	869
Steals per game	4.4	5.9	* 02/09/19	SAINT MARTIN'S	L 53-69	1006
BLOCKS	87	88	* 02/14/19	at Northwest Nazarene	L 77-87	531
Blocks per game	3.1	3.1	* 02/16/19	at Central Wash.	w 92-85	796
ATTENDANCE	16443	5026	* 02/21/19	WESTERN WASHINGTON	L 66-76	733
Home games-Avg/Game	16-1028	12-419	* 02/23/19	SIMON FRASER	Lot 63-67	898
Neutral site-Avg/Game	-	0-0	* 02/26/19	ALASKA FAIRBANKS	w 100-86	857
			* 02/28/19	MONTANA ST. BILLINGS	L 56-67	1602

Score by Periods	1st	2nd	OT	Totals
Alaska Anchorage	932	1091	18	2041
Opponents	950	1060	17	2027

* = Great Northwest Athletic Conference game