

ALASKA ANCHORAGE SEAWOLVES MEN'S BASKETBALL

MOST POINTS

Game: 46, Suki Wiggs at Central Washington, 12/1/16
Season: 813, Jesse Jackson, 1986-87
Career: 1,902, Peter Bullock, 2000-04

HIGHEST SCORING AVERAGE

Season: 27.1, Jesse Jackson, 1986-87
Career: 24.2, Suki Wiggs, 2015-17

FIELD GOALS MADE

Game: 17, Bo Jackson vs Montana State-Billings, 12/1/77; Jesse Jackson vs Cal-Riverside, 3/7/86; Del Willis vs Alaska Fairbanks, 11/11/90; Jackie Johnson vs Chico State, 3/15/90
Season: 299, Tony Turner, 1979-80
Career: 713, Peter Bullock, 2000-04

FIELD GOALS ATTEMPTED

Game: 32, Jesse Jackson vs Metro State, 1/23/87
Season: 609, Jesse Jackson, 1986-87
Career: 1,394, Peter Bullock, 2000-04

FIELD GOAL PERCENTAGE

Game: 1.000 (12-12), Rob King vs Saint Martins, 1/16/78
Season: .665, Chris Lewis, 1998-99
Career: .621, Taylor Rohde, 2010-12

3-POINT FIELD GOALS MADE

Game: 12, Kyle Fossman vs Western Oregon, 2/22/14
Season: 113, Kyle Fossman, 2013-14
Season per Game: 3.8, Kyle Fossman, 2013-14
Career: 302, Travis Thompson, 2010-12, 2013-15
Career per Game: 3.2, Kemmy Burgess, 2003-04 & 2005-06

3-POINT FIELD GOALS ATTEMPTED

Game: 20, Cody Gallatin vs Humboldt State, 1/30/03
Season: 259, Travis Thompson, 2013-14
Career: 690, Travis Thompson, 2010-12, 2013-15

3-POINT FIELD GOAL PERCENTAGE

Game (Min. 5 att.): 1.000 (5-5), Rick Stafford vs San Francisco, 12/30/96
Game (Min. 8 att.): .875 (7-8), Adam Fitt-Chappell at NW Nazarene, 12/5/02
Season (Min 50 att.): .560 (28-50), Chris Hamey, 1997-98
Career: .474 (195-411), Kemmy Burgess, 2003-04, 2005-06

FREE THROWS MADE

Game: 17, three times — Jeff Martin vs Fordham, 11/27/83; Suki Wiggs at Central Washington, 2/27/16; Suki Wiggs at Chaminade, 11/11/16
Season: 243, Suki Wiggs, 2015-16
Season per Game: 7.6, Suki Wiggs, 2015-16
Career: 456, Peter Bullock, 2000-04
Career per Game: 6.98, Suki Wiggs, 2015-17

FREE THROWS ATTEMPTED

Game: 22, Jackie Johnson vs Alaska Fairbanks, 2/8/91
Season: 316, Suki Wiggs, 2015-16
Career: 675, Peter Bullock, 2000-04

FREE THROW PERCENTAGE

Game: 1.000 (16-16), Brian McGill at Alaska Fairbanks, 1/16/16
Season: .918 (45-49), Buddy Bailey, 2006-07
Career: .884 (130-147), Mark Drake, 2001-05



Kemmy Burgess



Hansi Gnad



Jesse Jackson

REBOUNDS

Game: 24, Bo Jackson vs Texas, 12/10/78
Season: 367, Hansi Gnad, 1986-87
Season Average: 12.2, Hansi Gnad, 1986-87
Career: 1,124, Hansi Gnad, 1983-87
Career Average: 10.0, Corey Hammell, 2015-17

ASSISTS

Game: 20, Brian McGill vs Northland International, 12/16/13
Season: 310, Luke Cooper, 2007-08
Season Average: 8.9, Luke Cooper, 07-08
Career: 880, Luke Cooper, 2004-08
Career Average: 7.3, Luke Cooper, 2004-08

STEALS

Game: 9, Tyrone Jones vs Hawaii-Loa, 1/10/85
Season: 84, Tony Turner, 1979-80
Season Average: 2.6, Tony Turner, 79-80
Career: 192, Jim Hajdukovich, 1995-99
Career Average: 2.2, Rawley Farris, 80-82

BLOCKED SHOTS

Game: 8, Hansi Gnad vs Seattle Pacific, 2/22/86
Season: 76, Connor Devine, 2016-17
Season Average: 2.62, Connor Devine, 2016-17
Career: 145, Hansi Gnad, 1983-87
Career Average: 1.23, Hansi Gnad, 83-87

DOUBLE-DOUBLES

Season: 19, Hansi Gnad, 1985-86
Career: 48, Peter Bullock, 2000-04

MINUTES PLAYED

Game: 53, Suki Wiggs vs Western Oregon (at Lacey, Wash.), 3/3/17
Season: 1,271, Luke Cooper, 2007-08
Season, per Game: 37.26, Jason Kaiser, 1994-95

GAMES PLAYED

Season: 35, Carl Arts, McCade Olsen, Chris Bryant, Luke Cooper, Cameron Burney, Jeremiah Trueman & Kevin White, 2007-08
Career: 124, Vern Robateau, 1985-90

GAMES STARTED

Season: 35, Carl Arts, McCade Olsen, Chris Bryant & Luke Cooper, 2007-08
Career: 107, Peter Bullock, 2000-04



MOST POINTS SCORED

Game: 149 vs Northland International, 12/16/13
 1st Half: 77 vs Alaska Fairbanks, 2/10/90
 2nd Half: 72 vs Northland International, 12/16/13
 Season: 2,945, 1977-78

GREATEST MARGINS

Of Victory: 97 (127-30) at Carver Bible College, 12/30/99
 Of Defeat: 54 (56-110) vs Tennessee-Chattanooga, 11/27/92
 Halftime Lead: 51 (68-17) at Carver Bible College, 12/30/99
 Halftime Deficit: 34 (54-20) vs Alabama, 11/24/04

FEWEST POINTS ALLOWED

1st Half: 7 at American Sports University, 11/11/09
 2nd Half: 13 at Carver Bible, 12/30/99
 Game: 30 at Carver Bible College, 12/30/99; vs Lancaster Bible, 11/5/06
 Season: 1,735, 2009-10
 Season Avg: 62.6, 2017-18

MOST POINTS ALLOWED

Game: 141 vs Montana State Billings, 2/1/96
 1st Half: 65 at Montana State Billings, 2/1/96
 2nd Half: 76 at Montana State Billings, 2/1/96

FIELD GOALS MADE

Game: 60 vs Alaska Southeast, 11/11/89
 Season: 1,233, 1977-78

FIELD GOALS ATTEMPTED

Game: 113 vs Alaska Southeast, 11/11/89
 Season: 2,513, 1977-78

FIELD GOAL PERCENTAGE

Game: .700 (35-50) vs UC Riverside, 3/7/86
 Season: .515, 1980-81

3-POINT FIELD GOALS MADE

Game: 27 vs Northland Int'l, 12/16/13 & vs Western Oregon, 2/22/14
 Season (Total): 391, 2013-14
 Season (Per Game): 13.0, 2013-14

3-POINT FIELD GOALS ATTEMPTED

Game: 50 vs Northland International, 12/16/13
 Season: 947, 2013-14

3-POINT FIELD GOAL PERCENTAGE

Game (min. 10 att.): .750 (9-12) vs Adams State, 12/21/99
 Season: .458 (280-612) 2003-04

FREE THROWS MADE

Game: 39 vs BYU-Hawaii, 2/14/81; vs Sacramento State, 1/27/90
 Season: 703, 2015-16

FREE THROWS ATTEMPTED

Game: 60 vs Sacramento State, 1/27/90
 Season: 873, 2015-16

FREE THROW PERCENTAGE

Game: 1.000 (24-24) vs BYU-Hawaii, 12/10/05
 Season: .804 (703-873), 2015-16

REBOUNDS

Game: 90 vs Alaska Pacific, 11/14/86
 Season Avg: 45.4, 1977-78

ASSISTS

Game: 41 vs Northland International, 12/16/13
 Season Avg: 22.8, 1995-96

STEALS

Game: 27 vs Dubuque, 12/4/81
 Season Avg: 14.7, 1979-80

BLOCKS

Game: 11 vs Seattle Pacific, 2/22/86
 Season Avg: 4.37, 1997-98

SEASON WON-LOSS RECORDS

Most Games Played: 35, 2007-08
 Most Wins: 29, 2007-08
 Most Losses: 25, 1976-77
 Most Home Wins: 18, 1989-90 & 2007-08
 Most Road Wins: 10, 2007-08
 Highest Win Pct: .829 (29-6), 2007-08
 Fewest Losses: 6, 2007-08
 Most OT Games: 4, 2002-03
 Consecutive Games Won:
 Overall: 18, 2007-08
 Season: 18, 2007-08
 Home: 21, 1986-87, 1987-89

MISCELLANEOUS

Home Attendance
 Game – 8,700 (4 times), Nov. 27-28-29, 1997; Nov. 26, 1998



UAA SINGLE-SEASON STATS LEADERS

POINTS

1. Jesse Jackson (1986-87)	813
2. Suki Wiggs (2015-16)	770
3. Suki Wiggs (2016-17)	707
4. Jason Kaiser (1993-94)	695
5. Jason Kaiser (1994-95)	668
6. Jesse Jackson (1985-86)	658
7. Todd Fisher (1989-90)	654
Kemmy Burgess (2005-06)	654
9. Carl Arts (2007-08)	646
10. Travis Thompson (2013-14)	640

SCORING AVERAGE

1. Jesse Jackson (1986-87)	27.1
2. Jason Kaiser (1994-95)	24.7
3. Suki Wiggs (2016-17)	24.4
4. Suki Wiggs (2015-16)	24.1
5. Jason Kaiser (1993-94)	22.4
6. Todd Fisher (1989-90)	21.8
7. Ed Kirk (2000-01)	21.7
8. Travis Thompson (2013-14)	21.3
9. Jesse Jackson (1985-86)	21.2
10. Jeff Martin (1983-84)	21.1

REBOUNDS

1. Hansi Gnad (1986-87)	367
2. Hansi Gnad (1985-86)	339
3. Corey Hammell (2015-16)	325
4. Todd Fisher (1989-90)	313
5. Dale Bartley (1987-88)	310
6. Peter Bullock (2002-03)	285
7. Corey Hammell (2016-17)	284
8. Peter Bullock (2003-04)	278
Carl Arts (2007-08)	278
10. Jeff Sheedy (1987-88)	272

REBOUNDING AVERAGE

1. Hansi Gnad (1986-87)	12.2
2. Hansi Gnad (1985-86)	10.6
3. Peter Bullock (2002-03)	10.6
4. Todd Fisher (1989-90)	10.4
5. Corey Hammell (2015-16)	10.2
6. Serge Using (1999-00)	10.1
7. Corey Hammell (2016-17)	9.8
8. Bo Jackson (1978-79)	9.3
9. Peter Bullock (2003-04)	9.3
10. Dale Bartley (1987-88)	9.1

DOUBLE-DOUBLES

1. Hansi Gnad (1985-86)	19
2. Hansi Gnad (1986-87)	18
Todd Fisher (1989-90)	18
4. Peter Bullock (2002-03)	16
5. Dale Bartley (1987-88)	14
Peter Bullock (2003-04)	14
Corey Hammell (2015-16)	14
9. Peter Bullock (2001-02)	13
9. Ryan Williams (1995-96)	10
Theo Mayhue (1992-93)	10
Carl Arts (2007-08)	10

ASSISTS

1. Luke Cooper (2007-08)	310
2. Luke Cooper (2006-07)	230
3. Bryan Anderson (1993-94)	200
4. Luke Cooper (2005-06)	199
5. Chris Bullock (1983-84)	191



Connor Devine
(76 blocks, 2.6 bpg in 2016-17)

6. Rick Stafford (1995-96)	182
7. Brian McGill (2013-14)	177
8. Dave Washington (1977-78)	167
9. Ed Kirk (2000-01)	159
10. Jerry Sommer (1989-90)	151

ASSISTS PER GAME

1. Luke Cooper (2007-08)	8.86
2. Luke Cooper (2006-07)	8.21
3. Chris Bullock (1983-84)	6.82
4. Rick Stafford (1995-96)	6.50
5. Bryan Anderson (1993-94)	6.45
6. Luke Cooper (2005-06)	6.42
7. Brian McGill (2013-14)	5.90
8. Ed Kirk (2000-01)	5.89
9. Dave Washington (1977-78)	5.39
10. Brian McGill (2014-15)	5.32

STEALS

1. Tony Turner (1979-80)	84
2. Michael Johnson (1987-88)	73
3. Rawley Farris (1981-82)	71
4. Al Collins (1979-80)	67
Mark Lenoir (1990-91)	67
6. Tom Wheeler (1979-80)	64
7. Chris Bullock (1983-84)	62
Peter Bullock (2002-03)	62
9. Sloan Carlson (1982-83)	59
Flip Wilcox (1986-87)	59

STEALS PER GAME

1. Tom Wheeler (1979-80)	2.78
2. Tony Turner (1979-80)	2.63
3. Rawley Farris (1981-82)	2.37
4. Peter Bullock (2002-03)	2.30
5. Mark Lenoir (1990-91)	2.23
6. Chris Bullock (1983-84)	2.21
7. Michael Johnson (1987-88)	2.15
8. Flip Wilcox (1986-87)	2.11
9. Al Collins (1979-80)	2.09
10. Tyrone Jones (1984-85)	2.04

BLOCKS

1. Connor Devine (2016-17)	76
2. Serge Using (1998-99)	63
3. Adam Reid (1997-98)	62
Serge Using (1999-00)	62
5. Stefan Arntz (1991-92)	51
6. Del Willis (1990-91)	50
7. Hansi Gnad (1986-87)	47
8. Hansi Gnad (1985-86)	42
9. Raynold Samuel (1993-94)	41
10. Jackie Johnson (1990-91)	40

BLOCKS PER GAME

1. Connor Devine (2016-17)	2.62
2. Serge Using (1999-00)	2.38
3. Serge Using (1998-99)	2.33
4. Adam Reid (1997-98)	2.30
5. Stefan Arntz (1991-92)	1.82
6. Del Willis (1990-91)	1.67
7. Hansi Gnad (1986-87)	1.57
8. Jackie Johnson (1990-91)	1.38
9. Brian Pearson (2017-18)	1.34
10. Raynold Samuel (1993-94)	1.32

FIELD GOAL PERCENTAGE

1. Chris Lewis (1998-99)	.665
2. Mark Fitt (1980-81)	.642
3. Kalidou Diouf (2014-15)	.637
4. Taylor Rohde (2011-12)	.627
5. Dale Bartley (1987-88)	.626
6. Jeremiah Trueman (2007-08)	.618
7. Taylor Rohde (2010-11)	.614
8. Ryan Williams (1996-97)	.611
9. Joe Davis (2005-06)	.610
10. McCade Olsen (2006-07)	.598

FIELD GOALS MADE

1. Jesse Jackson (1986-87)	281
2. Jason Kaiser (1994-95)	259
3. Todd Fisher (1989-90)	252
4. Jessie Jackson (1985-86)	247
5. Dale Bartley (1986-87)	244
6. Michael Johnson (1987-88)	242
7. Dana Pope (1994-95)	241
8. Jason Kaiser (1993-94)	236
9. Jeff Martin (1983-84)	234
10. Carl Arts (2007-08)	232

FIELD GOALS ATTEMPTED

1. Jesse Jackson (1986-87)	609
2. Suki Wiggs (2015-16)	541
3. Jason Kaiser (1994-95)	538
4. Jason Kaiser (1993-94)	520
5. Suki Wiggs (2016-17)	504
6. Michael Johnson (1987-88)	501
7. Jesse Jackson (1985-86)	496
8. Tony Turner (1979-80)	491
9. Averian Parrish (1987-88)	487
10. Andre Boudreaux (1993-94)	479

3-POINT FIELD GOAL PERCENTAGE

1. Chris Hamey (1997-98)	.560
2. Adam Fitt-Chappell (2005-06)	.526
3. Kemmy Burgess (2003-04)	.500
4. Adam Fitt-Chappell (2003-04)	.500
5. Brian McGill (2013-14)	.480
6. Travis Thompson (2011-12)	.476

UAA SINGLE-SEASON STATS LEADERS, cont.

7. Carl Arts (2006-07)	.466
8. Mario Gill (2010-11)	.463
9. Kyle Fossman (2011-12)	.462
10. Diante Mitchell (2015-16)	.460

3-POINT FIELD GOALS MADE

1. Kyle Fossman (2013-14)	113
2. Travis Thompson (2013-14)	109
3. Kemmy Burgess (2003-04)	100
4. Kemmy Burgess (2005-06)	95
5. Chris Bryant (2007-08)	93
6. Jason Kaiser (1993-94)	87
Tai Riser (1993-94)	87
8. Travis Thompson (2014-15)	86
9. Jesse Jackson (1986-87)	84
10. Eric Draper (2006-07)	78

3-POINT FG MADE PER GAME

1. Kyle Fossman (2013-14)	3.77
2. Travis Thompson (2013-14)	3.63
3. Travis Thompson (2014-15)	3.07
4. Kemmy Burgess (2005-06)	3.06
5. Kemmy Burgess (2003-04)	3.00
6. Jason Kaiser (1993-94)	2.81
Tai Riser (1993-94)	2.81
8. Jesse Jackson (1986-87)	2.80
9. Eric Draper (2006-07)	2.79
10. Taylor Wagner (2000-01)	2.77

3-POINT FIELD GOALS ATTEMPTED

1. Travis Thompson (2013-14)	259
2. Kyle Fossman (2013-14)	252
3. Tai Riser (1993-94)	230
4. Jesse Jackson (1986-87)	226
5. Casey Robinson (2010-11)	223
6. Jason Kaiser (1993-94)	213
7. Kemmy Burgess (2005-06)	211
8. Chris Bryant (2007-08)	210
9. Jim Hajdukovich (1996-97)	202
10. Kemmy Burgess (2003-04)	200
Travis Thompson (2014-15)	200

FREE THROWS MADE

1. Suki Wiggs (2015-16)	243
2. Corey Hammell (2015-16)	187
3. Suki Wiggs (2016-17)	183
4. Jesse Jackson (1986-87)	167
5. Jesse Jackson (1985-86)	164
6. Peter Bullock (2003-04)	156
7. Taylor Rohde (2011-12)	151
8. Todd Fisher (1989-90)	150
9. Jackie Johnson (1990-91)	142
10. Travis Thompson (2013-14)	141



Kyle Fossman

(113 3FGs, 3.8 3FGs per game in 2013-14)

FREE THROWS MADE PER GAME

1. Suki Wiggs (2015-16)	7.59
2. Suki Wiggs (2016-17)	6.31
3. Corey Hammell (2015-16)	5.84
4. Jesse Jackson (1986-87)	5.57
5. Jesse Jackson (1985-86)	5.29
6. Peter Bullock (2003-04)	5.20
7. Ed Kirk (2000-01)	5.19
8. Brian McGill (2015-16)	5.16
9. Taylor Rohde (2011-12)	5.03
10. Todd Fisher (1989-90)	5.00

FREE THROWS ATTEMPTED

1. Suki Wiggs (2015-16)	316
2. Suki Wiggs (2016-17)	241
3. Todd Fisher (1989-90)	235
4. Peter Bullock (2003-04)	230
5. Corey Hammell (2015-16)	225
6. Jackie Johnson (1990-91)	221
7. Jesse Jackson (1985-86)	219
8. Jesse Jackson (1986-87)	207
9. Peter Bullock (2002-03)	196
10. Taylor Rohde (2010-11)	190

FREE THROW PERCENTAGE

1. Brian McGill (2015-16)	.933
2. Buddy Bailey (2006-07)	.918
3. Eric Draper (2006-07)	.904
4. Travis Thompson (2013-14)	.892
5. Scott Larrabee (1998-99)	.891
6. Carl Arts (2006-07)	.887
7. Taylor Wagner (2000-01)	.885
8. Diante Mitchell (2016-17)	.883
9. Ron Fischer (1989-90)	.880
10. Bryson Vaughan (2002-03)	.873

GAMES PLAYED

1. Carl Arts (2007-08)	35
McCade Olsen (2007-08)	35
Luke Cooper (2007-08)	35
Chris Bryant (2007-08)	35
Cameron Burney (2007-08)	35
Jeremiah Trueman (2007-08)	35
Kevin White (2007-08)	35
8. Michael Johnson (1987-88)	34
Travis Thompson (2010-11)	34
Dale Bartley (1987-88)	34
Jeff Sheedy (1987-88)	34
Mark Carpenter (1987-88)	34
Race McCleery (1987-88)	34
Brandon Walker (2010-11)	34
Taylor Rohde (2010-11)	34
Mario Gill (2010-11)	34
Steve White (2010-11)	34

GAMES STARTED

1. Carl Arts (2007-08)	33
McCade Olsen (2007-08)	33
Luke Cooper (2007-08)	33
Chris Bryant (2007-08)	33
5. Michael Johnson (1987-88)	34
Dale Bartley (1987-88)	34
Jeff Sheedy (1987-88)	34
Cameron Burney (2007-08)	34
Brandon Walker (2010-11)	34
Mario Gill (2010-11)	34

MINUTES PER GAME

1. Jason Kaiser (1994-95)	37.26
2. Luke Cooper (2007-08)	36.31
3. Kyle Fossman (2012-13)	36.16
4. Luke Cooper (2006-07)	35.86
5. Kenny Barker (2008-09)	35.79
6. Ron Beach (1984-85)	35.71
7. Jason Kaiser (1993-94)	35.42
8. Kyle Fossman (2013-14)	35.30
9. Carl Arts (2007-08)	35.20
10. Dana Pope (1994-95)	35.04

UAA CAREER STATS LEADERS

POINTS

1. Peter Bullock (2000-04)	1,902
2. Travis Thompson (2010-12, 13-15)	1,667
3. Hansi Gnad (1983-87)	1,666
4. Carl Arts (2004-08)	1,544
5. Suki Wiggs (2015-17)	1,477
6. Jim Hajdukovich (1995-99)	1,472
7. Jesse Jackson (1985-87)	1,471
8. Jason Kaiser (1993-95)	1,363
9. Tony Turner (1977-80)	1,289
10. Brandon Walker (2008-11)	1,242

SCORING AVERAGE

1. Suki Wiggs (2015-17)	24.2
2. Jesse Jackson (1985-87)	24.1
3. Jason Kaiser (1993-95)	23.5
4. Todd Fisher (1988-90)	19.9
5. Ed Kirk (1998-01)	19.8
6. Jeff Martin (1982-84)	19.5
7. Bo Jackson (1977-79)	19.0
8. Kemmy Burgess (2003-04, 05-06)	18.6
9. Ryan Williams (1995-97)	18.3
10. Michael Johnson (1987-89)	18.1

REBOUNDS

1. Hansi Gnad (1983-87)	1,124
2. Peter Bullock (2000-04)	974
3. Carl Arts (2004-08)	762
4. Corey Hammell (2015-17)	607
5. Dale Bartley (1985-88)	602
6. Jeff Sheedy (1985-88)	591
7. Burt Wallace (1994-98)	557
8. Jim Hajdukovich (1995-99)	526
9. Serge Using (1995-96, 97-00)	512
10. Todd Fisher (1988-90)	493

REBOUNDING AVERAGE


1. Corey Hammell (2015-17)	10.0
2. Todd Fisher (1988-90)	9.7
3. Hansi Gnad (1983-87)	9.5
4. Bo Jackson (1977-79)	9.0
5. Peter Bullock (2000-04)	8.8
6. Jeff Martin (1982-84)	8.0
7. Dale Bartley (1985-88)	7.8
8. Ryan Williams (1995-97)	7.7
9. Ron Fischer (1988-90)	7.5
10. Rob King (1977-79)	7.4

ASSISTS

1. Luke Cooper (2004-08)	880
2. Brian McGill (2013-16)	403
3. Jim Hajdukovich (1995-99)	371
4. Bryan Anderson (1991-94)	358
5. Travis Thompson (2010-12, 13-15)	342
6. Steve White (2008-12)	341
7. Butch Lincoln (1992-93, 94-97)	325
8. Chris Bullock (1982-84)	321
9. Rick Stafford (1995-97)	299
Scott Larrabee (1996-00)	299

ASSISTS PER GAME

1. Luke Cooper (2004-08)	7.27
2. Chris Bullock (1982-84)	5.73
3. Rick Stafford (1995-97)	5.34
4. Brian McGill (2013-16)	5.23
5. Ed Kirk (1998-01)	5.15



Peter Bullock
1,902 points



Luke Cooper
880 assists

6. Rawley Farris (1980-82)	4.44
7. Bryson Vaughan (2001-03)	4.43
8. Bryan Anderson (1991-94)	3.93
9. Jerry Sommer (1988-90)	3.90
10. Dave Washington (1977-79)	3.86

STEALS

1. Jim Hajdukovich (1995-99)	192
2. Peter Bullock (2000-04)	159
3. Luke Cooper (2004-08)	156
4. Dale Bartley (1985-88)	125
5. Michael Johnson (1987-89)	123
6. Vern Robateau (1985-88, 89-90)	122
7. Travis Thompson (2010-12, 13-15)	120
Rawley Farris (1980-82)	120
9. Tyrone Jones (1983-86)	111
10. Tony Turner (1977-80)*	108

STEALS PER GAME

1. Rawley Farris (1980-82)	2.22
2. Michael Johnson (1987-89)	2.05
3. Tony Turner (1978-80)*	2.04
4. Al Collins (1979-81)	1.92
5. Chris Bullock (1982-84)	1.79
6. Jim Hajdukovich (1995-99)	1.78
7. Jesse Jackson (1985-87)	1.75
8. Ron Fischer (1988-90)	1.72
9. Jerry Sommer (1988-90)	1.63
10. Dale Bartley (1985-88)	1.62

BLOCKS

1. Hansi Gnad (1983-87)	145
2. Serge Using (1995-96, 97-00)	143
3. Peter Bullock (2000-04)	90
4. Jim Hajdukovich (1995-99)	78
5. Connor Devine (2016-17)	76
6. Carl Arts (2004-08)	70
7. Dale Bartley (1985-88)	64
8. Adam Reid (1997-98)	62
9. Brian Pearson (2014-16, 17-)	57
10. Brandon Walker (2008-11)	52

BLOCKS PER GAME

1. Serge Using (1995-96, 97-00)	1.79
2. Hansi Gnad (1983-87)	1.23
3. Brian Hills (2004-06)	1.13
4. Nelson Williams (2000-02)	1.08
5. Dale Bartley (1985-88)	0.83
6. Peter Bullock (2000-04)	0.81
7. Brian Pearson (2014-16, 17-)	0.77
8. Ryan Williams (1995-97)	0.75

3-POINT PERCENTAGE

1. Kemmy Burgess (2003-04, 05-06)	.474
2. Cameron Burney (2006-08)	.462
3. Kyle Fossman (2010-14)	.453
4. Ron Fischer (1988-90)	.457
5. Adam Fitt-Chappell (2002-06)	.450
6. Carl Arts (2004-08)	.439
7. Taylor Wagner (1999-01)	.438
8. Travis Thompson (2010-12, 13-15)	.438
9. Jerry Sommer (1988-90)	.431
10. Eric Draper (2005-07)	.431

3-POINT FG MADE

1. Travis Thompson (2010-12, 13-15)	302
2. Kyle Fossman (2010-14)	257
3. Mark Drake (2001-05)	243
4. Jim Hajdukovich (1995-99)	238
5. Kemmy Burgess (2003-04, 05-06)	195
6. Chris Hamey (1995-00)	158
Adam Fitt-Chappell (2002-06)	158
8. Scott Larrabee (1996-00)	157
9. Brandon Walker (2008-11)	152
10. Tai Riser (1993-95)	148

3-POINT FG ATTEMPTED

1. Travis Thompson (2010-12, 13-15)	690
2. Jim Hajdukovich (1995-99)	661
3. Mark Drake (2001-05)	589
4. Scott Larrabee (1996-00)	449
5. Scott Larrabee (1996-00)	449
6. Kemmy Burgess (2003-04, 05-06)	411
7. Casey Robinson (2008-11)	410
8. Chris Hamey (1995-00)	401
9. Tai Riser (1993-95)	398
10. Cody Gallatin (2000-03)	395

FIELD GOAL PERCENTAGE

1. Taylor Rohde (2010-12)	.621
2. Chris Lewis (1998-00)	.617
3. Jeremiah Trueman (2007-09)	.603
4. Mark Fitt (1980-82)	.600
5. Dale Bartley (1985-88)	.598
6. Ryan Williams (1995-97)	.590
7. McCade Olsen (2006-08)	.559
8. Johnny Gilbert (1980-82)	.557
9. Hicks Taylor (1978-80)	.555
10. Bo Jackson (1977-79)	.553

FIELD GOALS MADE

1. Peter Bullock (2000-04)	713
2. Hansi Gnad (1983-88)	653
3. Carl Arts (2004-08)	583
4. Tony Turner (1977-80)	555
5. Jesse Jackson (1985-87)	528
6. Travis Thompson (2010-12, 13-15)	508
7. Jason Kaiser (1993-95)	495
8. Jim Hajdukovich (1995-99)	493
9. Suki Wiggs (2015-17)	459
10. Jeff Martin (1982-84)	450

UAA CAREER STATS LEADERS



Taylor Rohde
(2010-12)
.621 FG%



Mark Drake
(2001-05)
.884 FT%

FIELD GOALS ATTEMPTED

1. Peter Bullock (2000-04)	1394
2. Hansi Gnad (1983-88)	1342
3. Jim Hajdukovich (1995-99)	1190
4. Tony Turner (1977-80)	1133
5. Carl Arts (2004-08)	1124
6. Jesse Jackson (1985-87)	1105
7. Travis Thompson (2010-12, 13-15)	1083
8. Jason Kaiser (1993-95)	1058
9. Suki Wiggs (2015-)	1045
10. Chris Hamey (1995-00)	957

FREE THROWS MADE

1. Peter Bullock (2000-04)	456
2. Suki Wiggs (2015-17)	426
3. Hansi Gnad (1983-87)	355
4. Travis Thompson (2010-12, 13-15)	349
5. Jesse Jackson (1985-87)	331
6. Brian McGill (2013-16)	312
7. Corey Hammell (2015-17)	304
8. Taylor Rohde (2010-12)	291
9. Carl Arts (2004-08)	277
10. Jim Hajdukovich (1995-99)	262

FREE THROWS MADE PER GAME

1. Suki Wiggs (2015-17)	6.98
2. Jesse Jackson (1985-87)	5.43
3. Corey Hammell (2015-17)	4.98
4. Todd Fisher (1988-90)	4.82
5. Ed Kirk (1998-01)	4.62
6. Taylor Rohde (2010-12)	4.54
7. Ryan Williams (1995-97)	4.16
8. Peter Bullock (2000-04)	4.11
9. Brian McGill (2013-16)	4.05
10. Jason Kaiser (1993-95)	3.91

FREE THROWS ATTEMPTED

1. Peter Bullock (2000-04)	675
2. Suki Wiggs (2015-17)	557
3. Hansi Gnad (1983-87)	551
4. Jesse Jackson (1985-87)	426
5. Jim Hajdukovich (1995-99)	411
6. Todd Fisher (1988-90)	409
7. Travis Thompson (2010-12, 13-15)	408
8. Taylor Rohde (2010-12)	379
9. Corey Hammell (2015-17)	371
10. Brian McGill (2013-16)	366

FREE THROW PERCENTAGE

1. Mark Drake (2001-05)	.884
2. Eric Draper (2005-07)	.884
3. Bryson Vaughan (2001-03)	.874
4. Diante Mitchell (2015-17)	.872
5. Travis Thompson (2010-12, 13-15)	.855
6. Butch Lincoln (1992-93, 94-97)	.854
7. Kemmy Burgess (2003-04, 05-06)	.854
8. Spencer Svejcar (2015-17)	.853
9. Brian McGill (2013-16)	.852
10. Taylor Wagner (1999-01)	.848

GAMES PLAYED

1. Vern Robateau (1985-88, 90)	124
2. Travis Thompson (2010-12, 13-15)	122
3. Carl Arts (2004-08)	121
Luke Cooper (2004-08)	121
5. Hansi Gnad (1983-87)	118
6. Adam Fitt-Chappell (2002-06)	115
Steve White (2008-12)	115
Christian Leckband (2012-16)	115
9. Liam Gibcus (2009-13)	112
10. Peter Bullock (2000-04)	111

GAMES STARTED

1. Peter Bullock (2000-04)	107
2. Hansi Gnad (1983-87)	103
3. Luke Cooper (2004-08)	97
4. Jeff Sheedy (1985-88)	90
Carl Arts (2004-08)	90
6. Adam Fitt-Chappell (2002-06)	87
7. Travis Thompson (2010-12, 13-15)	84
8. Kyle Fossman (2010-14)	82
9. Brandon Walker (2008-11)	81
10. Dale Bartley (1985-88)	76

DOUBLE-DOUBLES

1. Peter Bullock (2000-04)	48
2. Hansi Gnad (1983-87)	46
3. Todd Fisher (1988-90)	27
4. Corey Hammell (2015-17)	21
5. Dale Bartley (1985-88)	20
6. Ryan Williams (1995-97)	18
7. Carl Arts (2004-08)	16
8. Jeff Martin (1982-84)	13
Rick Stafford (1995-97)	13
Ron Fischer (1988-90)	13
Taylor Rohde (2010-12)	13

VICTORIES

1. Vern Robateau (1985-88, 89-90)	90
2. Travis Thompson (2010-12, 13-15)	80
3. Liam Gibcus (2009-13)	79
4. Carl Arts (2004-08)	78
Luke Cooper (2004-08)	78
6. Steve White (2008-12)	77
7. Hansi Gnad (1983-87)	76
8. Lonnie Ridgeway (2007-09, 10-12)	73
9. Kyle Fossman (2010-14)	72
10. Jim Hajdukovich (1995-99)	71
Chris Hamey (1995-00)	71
Christian Leckband (2012-16)	71

2017-18 ALASKA ANCHORAGE SEAWOLVES MEN'S BASKETBALL

Year	Coach	Overall		Conference			Postseason
		W-L	Pct.	W-L	Pct.	Place	
1977-78	Bob Rachal	16-18	.471				
1978-79	Gary Bliss	16-11	.592				
1979-80	Gary Bliss	13-19	.406				
1980-81	Gary Bliss	15-11	.577				
1981-82	Harry Larrabee	21-9	.700	7-3	.700	1st	NCAA First Round
1982-83	Harry Larrabee	14-15	.483	5-5	.500	3rd	
1983-84	Harry Larrabee	15-13	.536	4-4	.500	3rd	
1984-85	Harry Larrabee	16-12	.571	4-4	.500	3rd	
1985-86	Harry Larrabee	22-10	.688	8-0	1.000	1st	NCAA Second Round
1986-87	Ron Abegglen	23-7	.767	7-3	.700	2nd	NCAA Second Round
1987-88	Ron Abegglen	24-10	.706	7-3	.700	1st	NCAA Runner-Up
1988-89	Ron Abegglen	21-9	.700	7-5	.583	2nd	
1989-90	Ron Abegglen	22-8	.733	8-2	.800	1st	NCAA First Round
1990-91	Ron Abegglen	19-11	.633	5-3	.625	1st	NCAA Second Round
1991-92	Harry Larrabee	21-8	.724	6-4	.600	3rd	
1992-93+	Harry Larrabee	+22-9	.710	7-3	.700	1st	NCAA Second Round
1993-94	Larrabee/Bruns	21-10	.677	9-3	.750	1st	NCAA First Round
1994-95	Charlie Bruns	16-11	.593	7-5	.583	4th	
1995-96	Charlie Bruns	19-9	.679	9-3	.750	T-1st	NCAA First Round
1996-97	Charlie Bruns	20-8	.714	9-3	.750	1st	NCAA First Round
1997-98	Charlie Bruns	16-11	.593	7-5	.583	T-2nd	
1998-99	Charlie Bruns	17-10	.630	10-4	.729	2nd (Pacific)	Pac West Tourney First Round
1999-00	Charlie Bruns	17-9	.654	6-6	.560	T-4th (Pacific)	
2000-01	Charlie Bruns	19-8	.704	13-5	.722	1st (Pacific)	
2001-02	Charlie Bruns	9-18	.333	9-9	.500	T-4th	
2002-03	Charlie Bruns	13-14	.481	10-8	.556	T-4th	
2003-04	Charlie Bruns	20-10	.667	10-8	.556	T-4th	NCAA First Round
2004-05	Rusty Osborne	11-16	.407	5-13	.278	T-9th	
2005-06	Rusty Osborne	19-12	.613	10-8	.556	T-4th	NCAA First Round
2006-07	Rusty Osborne	19-9	.679	10-6	.625	T-3rd	NCAA First Round
2007-08	Rusty Osborne	29-6	.848	16-2	.889	1st	NCAA Semifinals
2008-09	Rusty Osborne	15-14	.517	9-7	.563	5th	
2009-10	Rusty Osborne	17-10	.630	8-8	.500	5th	
2010-11	Rusty Osborne	24-10	.706	13-5	.722	2nd	NCAA Second Round
2011-12	Rusty Osborne	23-7	.767	15-3	.833	2nd	NCAA Second Round
2012-13	Rusty Osborne	18-9	.667	11-7	.611	3rd	GNAC Quarterfinals
2013-14	Rusty Osborne	17-13	.567	10-8	.556	T-4th	GNAC Quarterfinals
2014-15	Rusty Osborne	16-13	.552	12-6	.667	T-3rd	GNAC Quarterfinals
2015-16	Rusty Osborne	21-11	.656	14-6	.700	T-3rd	GNAC Quarterfinals
2016-17	Rusty Osborne	21-8	.724	15-5	.750	2nd	GNAC Semifinals
2017-18	Rusty Osborne	15-14	.517	11-9	.550	T-4th	GNAC Quarterfinals
41 years	Totals	752-450	.626	333-191	.635		

+Includes forfeit by Chaminade


	W	L	Pct.
1-year Rachal Totals	16	18	.471
3-year Bliss Totals	44	41	.518
5-year Abegglen Totals	109	45	.708
7-year Larrabee Totals	132	77	.632
11-year Bruns Totals	186	117	.614
14-year Osborne Totals	265	152	.635

Charlie Bruns, who accumulated 186 victories from 1993 to 2004, was inducted into the Seawolf Hall of Fame in October 2012.



UAA IN THE NCAA DIV. II CHAMPIONSHIPS

- | Year | Tournament—Site |
|------|--|
| 1982 | West Regional—Bakersfield, Calif.
Cal Poly-San Luis Obispo 66, UAA 60 |
| 1986 | West Regional—Hayward, Calif.
UAA 86, UC Riverside 83
Cal State-Hayward 87, UAA 73 |
| 1987 | West Regional—Billings, Mont.
UAA 68, Cal State-Dominguez Hills 65 (OT)
Montana State Billings 79, UAA 73 |
| 1988 | West Regional—Hayward, Calif.
UAA 89, Cal State-Bakersfield 82 (OT)
UAA 72, Cal State-Hayward 67
NCAA II Quarterfinals—Anchorage
UAA 97, Ferris State 85
NCAA Final Four—Springfield, Mass.
UAA 77, Troy State 72 (Semis)
Massachusetts-Lowell 75, UAA 72 (Final) |
| 1990 | North Central Regional—Grand Forks, N.D.
North Dakota 78, UAA 71 |
| 1991 | West Regional—Bakersfield, Calif.
UAA 74, Chico State 69
Cal State-Bakersfield 78, UAA 68 |
| 1993 | West Regional—Bakersfield, Calif.
UAA 72, Chico State 70
Cal State-Bakersfield 78, UAA 59 |
| 1994 | West Regional Play-In—Anchorage
UAA 83, Seattle Pacific 77
West Regional—Riverside, Calif.
Cal State-Bakersfield 92, UAA 61 |
| 1996 | West Regional—Bakersfield, Calif.
Grand Canyon 105, UAA 96 (OT) |
| 1997 | West Regional—Bakersfield, Calif.
Montana State Billings 97, UAA 67 |
| 2004 | West Regional—San Bernardino, Calif.
BYU-Hawaii 67, UAA 61 |
| 2006 | West Regional—Seattle, Wash.
Chaminade 84, UAA 67 |
| 2007 | West Regional—Arcata, Calif.
Humboldt State 68, UAA 61 |
| 2008 | West Regional—Anchorage
UAA 80, UC San Diego 60
UAA 56, Seattle Pacific 55
UAA 73, BYU-Hawaii 67
NCAA Elite Eight—Springfield, Mass.
UAA 56, California, Pa. 53 (Qtrs)
Augusta State 56, UAA 50 (Semis) |
| 2011 | West Regional—Ellensburg, Wash.
UAA 76, Humboldt State 70
BYU-Hawaii 100, UAA 91 |
| 2012 | West Regional—Bellingham, Wash.
UAA 80, Montana State Billings 68
Seattle Pacific 80, UAA 67 |



1987-88 Seawolves — NCAA Div. II Runners-Up

Standing (left-to-right): Volunteer assistant coach Jackie Lewis, volunteer assistant coach Charlie Bruns, Mike Childs, Duane Orr, Bobby Russ, Jeff Sheedy, Dale Bartley, Averian Parrish. **Sitting (l-r):** Vern Robateau, Mark Carpenter, Joe Brinkerhoff, Michael Johnson, Carl Benion, Mike Killpatrick, Race McCleery, Paul Schoenborn, Tim Cobbs.



2007-08 Seawolves — NCAA Div. II Semifinalists

Standing (left-to-right): Lonnie Ridgeway, Phillip Hearn, Colin Voreis, Jeremiah Trueman, Cameron Burney, Kyle Doerr, Kenny Barker. **Sitting (l-r):** Kevin White, Chris Bryant, McCade Olsen, Carl Arts, Luke Cooper, Jared Kettler, Doug Hardy.

ALASKA ANCHORAGE SEAWOLVES MEN'S BASKETBALL

SEAWOLF RECORD BOOK — SERIES VS. ALL OPPONENTS

ALABAMA		COLORADO		Robert Morris	1-0	Ferris State	4-0	Hofstra	0-1
Alabama	0-1	Adams State	4-0	Southern Illinois	1-0	Michigan	1-1	Iona	1-0
Alabama-Birmingham	0-2	Colorado Christian	1-0	S. Illinois-Edwardsville	4-0	Northern Michigan	2-0	Nyack	1-0
Auburn	1-0	Colorado-Colo. Springs	2-1	Trinity International	2-0	Western Michigan	1-0	Syracuse	0-2
Montevallo	1-0	Colorado Mines	2-2	INDIANA		MINNESOTA		NORTH CAROLINA	
Samford	1-0	CSU-Pueblo	1-0	Ball State	1-1	Bemidji State	2-0	Brevard	2-0
Troy State	1-0	Denver	0-1	Evansville	0-1	Crown	2-0	High Point	1-0
ALASKA		MSU Denver	3-5	Grace	1-0	Minnesota State	3-0	North Carolina	0-1
<i>Alaska Fairbanks</i>	81-22	Regis	1-0	Indiana	0-2	SW Minnesota State	0-1	North Carolina State	0-1
Alaska Pacific	6-0	Rockmont	2-0	Indiana Southeast	2-0	MISSISSIPPI		N.C.-Wilmington	0-2
Alaska Southeast	4-0	Southern Colorado	1-0	Indiana State	0-2	Jackson State	1-0	Pfeiffer	2-0
Sheldon Jackson	6-0	Western State	2-0	IUP-Ft. Wayne	1-0	MISSOURI		Shaw	2-0
ARIZONA		CONNECTICUT		Notre Dame	1-0	Central Bible	1-0	Wake Forest	1-0
Arizona	0-1	Bridgeport	1-0	Purdue	0-1	Grace Bible	1-0	NORTH DAKOTA	
Arizona State	0-2	Trinity	2-0	Valparaiso	0-1	Lincoln	2-0	Minot State	2-0
Grand Canyon	8-8	DISTRICT OF COLUMBIA		IOWA		Lindenwood	1-0	North Dakota	0-1
Northern Arizona	0-1	Georgetown	0-1	Dubuque	2-0	Missouri	1-1	North Dakota State	0-4
ARKANSAS		FLORIDA		Grand View	1-0	Missouri-Kansas City	1-0	OHIO	
Arkansas	0-1	Barry	2-0	Iowa	0-1	Missouri-Rolla	0-2	Dayton	1-0
Henderson State	1-1	Embry-Riddle	1-0	Iowa State	0-1	Missouri-St. Louis	2-0	OKLAHOMA	
Ozarks, Coll. of the	1-0	Florida	0-3	Upper Iowa	1-0	Missouri State	3-0	Langston	3-0
CALIFORNIA		Florida Southern	0-1	KANSAS		Missouri Western	2-0	Oklahoma	0-2
American Sports	1-0	Florida State	0-1	Ft. Hays State	0-1	Northeast Missouri St.	5-1	Oklahoma State	0-2
Antelope Valley	1-0	Florida Tech	2-0	Kansas	0-1	Northwest Missouri St.	2-0	OREGON	
California	1-1	Miami	1-0	Pittsburg State	2-0	Rockhurst	1-0	<i>Concordia-Portland</i>	5-3
Cal Baptist	0-1	Saint Leo	0-2	Southwestern	3-1	MONTANA		Eastern Oregon	3-0
Cal Poly SLO	0-1	St. Thomas	1-0	KENTUCKY		Great Falls	1-0	George Fox	1-2
Cal State Bakersfield	1-4	GEORGIA		Eastern Kentucky	1-0	Montana	1-0	Lewis & Clark	3-3
Cal State East Bay	3-1	Augusta State	0-1	Kentucky	0-5	<i>Montana St. Billings</i>	45-31	Linfield	1-0
Cal St. Dominguez Hills	2-3	Carver Bible	1-0	Louisville	0-1	NEBRASKA		Multnomah Bible	4-0
Cal State Los Angeles	1-0	Clark Atlanta	2-0	Murray State	0-1	Creighton	0-1	Oregon	0-2
Cal State Northridge	0-1	Columbus State	0-1	Western Kentucky	0-1	Hastings	4-1	Oregon State	0-2
Chico State	7-1	Fort Valley State	2-0	LOUISIANA		Nebraska-Omaha	1-0	Oregon Tech	2-0
Fresno Pacific	1-0	Morris Brown	2-0	Baptist Christian	2-0	Wayne State	2-0	Pacific University	0-2
Fresno State	0-2	Valdosta State	1-1	Centenary	0-1	NEVADA		Portland	0-2
Holy Names	4-0	HAWAII		Grambling State	2-0	Nevada	0-1	Portland Bible	5-0
Humboldt State	5-12	BYU-Hawaii	16-7	Louisiana-Lafayette	0-2	Nevada-Las Vegas	0-1	Portland State	2-1
Life Pacific	1-0	Chaminade	19-13	Louisiana Tech	1-0	NEW HAMPSHIRE		Southern Oregon St.	0-1
Long Beach State	0-1	Hawaii	0-1	LSU-Shreveport	2-0	Dartmouth	0-1	Warner Pacific	1-0
Loyola Marymount	1-1	Hawaii-Hilo	18-15	McNeese State	0-2	NEW JERSEY		<i>Western Oregon</i>	21-15
Occidental	2-0	Hawaii-Loa	3-0	Nicholls State	2-1	Caldwell College	1-0	PENNSYLVANIA	
Pacific	1-0	Hawaii Pacific	10-6	MAINE		Seton Hall	0-3	California	2-0
Sacramento State	5-1	IDAHO		Maine	1-0	NEW MEXICO		Drexel	1-0
St. Mary's	0-2	Idaho	2-0	MARYLAND		New Mexico	1-2	Edinboro	2-0
San Diego	0-1	Idaho State	0-2	Maryland	0-1	New Mexico Highlands	1-0	Lafayette	1-0
San Francisco	1-0	Lewis-Clark State	1-1	Washington Adventist	3-0	Santa Fe	0-1	Lancaster Bible	2-0
San Francisco State	4-0	<i>Northwest Nazarene</i>	22-13	MASSACHUSETTS		Western New Mexico	17-2	Millersville	2-0
San Jose State	0-2	ILLINOIS		American International	2-0	NEW YORK		Penn State	1-0
Santa Clara	2-2	DePaul	0-1	Massachusetts-Lowell	0-1	Canisius	3-0	Pittsburgh	0-1
Sonoma State	1-2	Illinois	0-1	MICHIGAN		Concordia	3-0	St. Joseph's	0-1
Southern California	0-1	Lewis	0-1	Aquinas	2-0	Fordham	0-2	Villanova	0-2
Stanford	0-3	Lincoln Christian	10-0	Calvin	0-1	RHODE ISLAND		Bryant	2-0
Stanislaus State	4-0	Northern Illinois	0-1					Rhode Island	1-0
UC Irvine	1-0								
UC Riverside	2-0								
UC San Diego	2-0								
UCLA	0-2								

ALL-TIME SERIES BY STATE

SOUTH CAROLINA

Charleston, College of	0-2
Furman	0-1
Lander	1-0
South Carolina	0-2

SOUTH DAKOTA

Augustana	1-0
South Dakota	2-1

TENNESSEE

Belmont	0-1
Christian Brothers	1-1
Cumberland	2-0
Tennessee	1-1
Tenn.-Chattanooga	0-2
Tennessee-Martin	2-0
Tennessee Tech	0-1
Vanderbilt	0-2

TEXAS

Angelo State	4-4
Baylor	0-1
Concordia Lutheran	1-0
Dallas	1-0

East Texas State	1-0
Houston	1-3
Houston Baptist	1-0
Huston-Tillotson	2-0
Lamar	0-1
Sam Houston State	0-2
Southern Methodist	1-0
Texas	1-2
Texas A&I	0-1
Texas A&M	0-3
Texas Christian	1-2
Texas College	1-1
Texas-El Paso	0-1
Texas-Permian Basin	2-0
Texas State	2-0
Texas Tech	1-1
Texas Wesleyan	1-1

UTAH

Brigham Young	0-1
Dixie State	0-1
Southern Utah	0-1
Utah	0-1
Weber State	2-4

VIRGINIA

Averett	2-0
Bridgewater	1-0
Hampton	0-1
Longwood	1-1
Old Dominion	0-1
Virginia State	1-0
William & Mary	1-0

WASHINGTON

Central Washington	21-19
Eastern Washington	3-3
Northwest College	2-0
Northwest Indian	4-0
Pacific Lutheran	2-2
Puget Sound	10-8
Saint Martin's	31-10
Seattle University	14-6
Seattle Pacific	39-37
Walla Walla	4-0
Washington	1-2
Washington State	0-4
Western Washington	16-21
Whitworth	0-2

WEST VIRGINIA

Ohio Valley	1-0
-------------	-----

WISCONSIN

Cardinal Stritch	2-2
Lawrence	2-0
Mount Senario	1-0
Northland Internat'l	5-0

WYOMING

Wyoming	0-2
---------	-----

CANADA

British Columbia	1-0
Simon Fraser	19-0
Trinity Western	2-0

*Denotes forfeitures from 1981

ALASKA ANCHORAGE SEAWOLVES MEN'S BASKETBALL

YEAR-BY-YEAR TEAM STATISTICS

Year	Record	FG-FGA	PCT	3P-3PA	PCT	FT-FTA	PCT	AST	TO	BLK	STL	REB-AVG	PTS-AVG	HI
1977-78	16-18	1233-2513	.491	NA	---	479-730	.656	556	646	NA	NA	1442-43.7	2945-89.2	115
1978-79	16-11	946-1965	.478	NA	---	333-556	.599	329	356	NA	202	935-34.6	2245-83.1	121
1979-80	13-19	1014-2194	.462	NA	---	484-725	.667	365	NA	NA	NA	1240-38.7	2512-78.5	106
1980-81	15-11	735-1426	.515	NA	---	435-620	.701	356	460	NA	219	926-35.6	1905-73.2	99
1981-82	21-9	857-1766	.485	NA	---	505-734	.688	424	481	NA	264	987-32.9	2219-74.0	98
1982-83	14-15	812-1875	.433	62-157	.395	411-652	.630	415	489	37	253	1079-37.2	2097-72.3	105
1983-84	15-13	803-1786	.450	32-98	.327	417-651	.641	413	388	71	205	1139-40.7	2055-73.4	107
1984-85	16-12	775-1735	.447	NA	---	507-727	.697	414	435	69	226	1073-38.3	2057-73.5	95
1985-86	22-10	876-1833	.478	NA	---	538-809	.665	438	556	81	237	1248-39.0	2290-71.6	99
1986-87	23-7	945-1950	.485	99-270	.367	524-791	.662	491	491	114	255	1242-41.4	2513-83.8	118
1987-88	24-10	1188-2366	.502	93-244	.381	443-676	.655	572	578	92	310	1428-42.0	2914-85.7	121
1988-89	21-9	865-1858	.466	102-287	.355	501-738	.679	394	433	60	283	1072-35.7	2333-77.8	97
1989-90	22-8	1025-2064	.497	160-385	.416	563-817	.689	525	478	80	292	1349-45.0	2773-92.4	141
1990-91	19-11	906-1880	.482	149-376	.396	475-742	.640	420	512	125	247	1207-40.2	2436-81.2	118
1991-92	21-8	869-1819	.478	165-467	.353	433-623	.695	434	453	98	250	1107-38.2	2336-80.6	104
1992-93	22-9	942-2040	.462	164-485	.338	433-685	.632	485	474	64	268	1239-40.0	2481-80.0	116
1993-94	21-10	954-2225	.429	280-776	.361	471-688	.685	586	433	98	209	1382-44.6	2659-85.8	111
1994-95	16-11	907-1883	.483	159-442	.360	401-592	.677	546	438	67	233	1148-42.5	2378-88.1	119
1995-96	19-9	896-1932	.464	268-729	.368	530-764	.694	639	468	89	271	1183-42.3	2590-92.5	119
1996-97	20-8	835-1801	.464	277-752	.368	443-633	.700	581	455	94	234	1101-39.3	2390-85.4	118
1997-98	16-11	756-1728	.438	236-691	.342	462-655	.705	468	452	118	215	1071-39.7	2210-81.9	109
1998-99	17-10	722-1707	.423	215-659	.326	445-644	.691	412	407	98	171	1074-39.8	2104-77.9	103
1999-00	17-9	775-1697	.457	238-635	.375	389-551	.706	462	356	101	160	1072-41.2	2177-83.7	127
2000-01	19-8	887-1830	.485	203-523	.388	501-744	.673	487	353	91	234	1004-37.2	2478-91.8	117
2001-02	9-18	715-1722	.415	219-593	.369	386-537	.719	459	409	91	225	931-34.5	2035-75.4	110
2002-03	13-14	723-1708	.423	229-628	.365	429-608	.706	485	412	71	240	978-36.2	2104-77.9	102
2003-04	20-10	786-1664	.472	280-612	.458	445-622	.715	531	436	63	185	1051-35.0	2297-76.6	108
2004-05	11-16	736-1633	.451	207-556	.372	382-525	.728	458	386	61	205	869-32.2	2061-76.3	112
2005-06	19-12	879-1786	.492	283-635	.446	531-685	.775	585	433	89	196	1052-33.9	2572-83.0	118
2006-07	19-9	742-1450	.512	219-517	.424	479-620	.773	536	370	55	186	849-30.3	2182-77.9	105
2007-08	29-6	909-1849	.492	265-642	.413	475-623	.762	599	419	82	240	1127-32.2	2558-73.1	100
2008-09	15-14	776-1563	.496	202-491	.411	377-482	.782	480	393	78	171	944-32.6	2131-73.5	95
2009-10	17-10	672-1481	.454	211-580	.364	360-504	.714	415	373	52	165	951-35.2	1915-70.9	90
2010-11	24-10	895-1869	.479	284-734	.387	534-726	.736	564	429	69	182	1150-33.8	2608-76.7	118
2011-12	23-7	823-1643	.501	240-579	.415	450-600	.750	561	376	74	179	988-32.9	2336-77.9	116
2012-13	18-9	670-1464	.458	247-610	.405	414-575	.720	477	347	80	155	925-34.3	2001-74.1	111
2013-14	17-13	845-1832	.461	391-947	.413	491-617	.796	537	256	55	146	990-33.0	2572-85.7	149
2014-15	16-13	783-1696	.462	279-724	.385	432-561	.770	524	370	64	163	997-34.4	2277-78.5	115
2015-16	21-11	854-1864	.458	251-687	.365	703-874	.804	482	354	87	173	1222-38.2	2662-83.2	108
2016-17	21-8	752-1698	.443	209-583	.358	567-752	.754	411	334	115	185	1164-40.1	2280-78.6	108
2017-18	15-14	627-1571	.399	162-544	.298	370-496	.746	413	338	103	163	946-32.6	1786-61.1	80

ALASKA ANCHORAGE SEAWOLVES MEN'S BASKETBALL

ALL-TIME RESULTS

Head Coach
Bob Rachal
1 season
16-18 (.471)

1977-78 (16-18)

ALASKA FAIRBANKS	W	106-93
ALASKA FAIRBANKS	W	96-70
at MSU Billings	L	91-92
at Seattle Pacific	L	63-81
at Idaho	W	82-71
GREAT FALLS	W	87-86
at Texas	L	65-87
at Texas-El Paso	L	83-88
at Northern Arizona	L	76-101
at New Mexico	L	101-127
LINFIELD	W	114-99
NORTH DAKOTA STATE	L	75-88
NORTH DAKOTA STATE	L	91-92
at Missouri-Rolla	L	81-104
at Cal State Northridge	L	76-79
MSU BILLINGS	W	103-88
MSU BILLINGS	W	113-103
SAINT MARTIN'S	W	103-96
SAINT MARTIN'S	W	99-88
at Stanford	L	98-108
at California	L	85-93
at Portland	L	84-108
CHICO STATE	W	90-79
CHICO STATE	W	90-80
SIMON FRASER	W	101-91
SIMON FRASER	W	102-85
at Hawaii-Hilo	L	77-95
at Hawaii-Hilo	L	71-83
at Chaminade	W	115-87
at Chaminade	L	86-92
LEWIS & CLARK	W	89-81
LEWIS & CLARK	W	82-66
at Alaska Fairbanks	L	60-75
at Alaska Fairbanks	L	73-82

Head Coach
Gary Bliss
3 seasons
44-41 (.518)

1978-79 (16-11)

ALASKA FAIRBANKS	W	85-75
ALASKA FAIRBANKS	W	90-68
LAMAR*	L	62-87
PENN STATE*	W	79-60
TEXAS A&M*	L	70-100
WEBER STATE	W	77-75
WEBER STATE	L	71-73
at MSU Billings	L	64-71
at North Dakota State	L	63-67
at North Dakota State	L	74-88
HOUSTON	L	85-100
HOUSTON	L	81-94
COLL. OF OZARKS^	W	106-84
WESTERN MICHIGAN^	W	87-77
ILLINOIS^	L	80-92
at MSU Billings	W	88-79

at MSU Billings	W	86-80
at Alaska Fairbanks	L	76-100
at Alaska Fairbanks	W	86-84
at Lewis & Clark	W	115-70
at Cent. Washington	W	82-70
at Central Bible	W	121-50
CANISIUS	W	82-78
CANISIUS	W	93-77
at BYU-Hawaii	W	114-82
at Chaminade	L	80-89
at Chaminade	W	73-71
*Great Alaska Shootout		
^Glacier Classic		

1979-80 (13-19)

ALASKA FAIRBANKS	W	78-58
ALASKA FAIRBANKS	L	77-78
PACIFIC*	W	86-85
KENTUCKY*	L	68-97
LONG BEACH STATE*	L	50-67
CAL ST-STANISLAUS	W	102-81
CAL ST-STANISLAUS	W	106-94
CS-DOMINGUEZ HILLS	W	87-80
CS-DOMINGUEZ HILLS	L	82-83
UNC-WILMINGTON	L-OT	64-67
UNC-WILMINGTON	L	63-66
at Samford	W	76-72
at Evansville	L	57-66
at McNeese State	L	68-83
at SW Louisiana	L	91-134
at Nicholls State	L	73-91
at Centenary	L	92-121
TEXAS WESLEYAN	L	93-105
TEXAS WESLEYAN	W	74-71
SAINT MARTIN'S	W	86-78
SAINT MARTIN'S	W	92-76
AVERETT	W	70-55
AVERETT	W	103-84
PORTLAND STATE	L	78-84
PORTLAND STATE	W	101-96
at Alaska Fairbanks	L	65-73
at Brigham Young	L	59-93
at Hawaii-Hilo	L	64-80
at Hawaii-Hilo	L	65-86
at Hawaii Pacific	W	101-86
at BYU-Hawaii	L	73-75
at Alaska Fairbanks	L	69-88
*Great Alaska Shootout		

1980-81 (15-11)

ALASKA FAIRBANKS	OT-L	55-56
ALASKA FAIRBANKS	W	99-77
NORTH CAROLINA*	L	50-69
NICHOLLS STATE*	W	77-62
MISSOURI*	L	53-54
SW MISSOURI STATE	W	82-66
SW MISSOURI STATE	W	85-69
EASTERN OREGON ST.	W	99-76
EASTERN OREGON ST.	W	90-62
SONOMA STATE	W	72-57
at Kentucky^	L	56-91
at Idaho State^	L	81-91
HOUSTON	W	79-78
at Baylor	L	58-64
at Arkansas	L	58-92

LONGWOOD	W	77-61
LONGWOOD	L	66-67
VALDOSTA STATE	L	73-82
VALDOSTA STATE	W	83-76
at Hawaii Pacific	L	50-54
at BYU-Hawaii	W	78-75
at Portland State	W	78-65
BYU-HAWAII	W	84-77
BYU-HAWAII	W	95-68
at Alaska Fairbanks	W	71-52
at Alaska Fairbanks	L	56-57
*Great Alaska Shootout		
^Kentucky Invitational		

Head Coach
Harry Larrabee
8 seasons
(1981-86 & 1991-93)
132-77 (.632)

1981-82 (21-9)

ALASKA FAIRBANKS	W	82-45
WASHINGTON STATE*	L	66-83
GEORGETOWN*	L	67-77
McNEESE STATE*	L	85-92
DUBUQUE	W	68-43
DUBUQUE	W	91-54
NW MISSOURI STATE	W	79-62
NW MISSOURI STATE	W	86-76
EASTERN WASHINGTON	W	78-69
MSU BILLINGS	W	66-53
Drexel^	W	63-55
at Vanderbilt^	L	68-72
at SW Missouri State	W	71-67
at Fresno State	L	45-71
OREGON TECH	W	64-58
OREGON TECH	W	94-75
TRINITY	W	77-70
TRINITY	W	98-71
at Hawaii-Hilo	W	73-64
at Hawaii-Hilo	W	84-67
at BYU-Hawaii	W	79-73
at Alaska Fairbanks	W	69-50
SEATTLE PACIFIC	W	74-63
PUGET SOUND	W	76-66
at Eastern Washington	W	64-57
at MSU Billings	L	62-75
at Seattle Pacific	L	74-81
at Puget Sound	L	67-77
Cal Poly%	L	60-66
San Francisco State%	W	89-84
*Great Alaska Shootout		
^Music City Classic – Nashville, TN		
%NCAA West Regional–Bakersfield, CA		

1982-83 (14-15)

SIU-EDWARDSVILLE	W	59-56
SIU-EDWARDSVILLE	W	90-72
WASHINGTON*	L	50-62
FLORIDA*	L	52-72
TEXAS A&M*	L	65-93
ALASKA FAIRBANKS	W-OT	86-79
ALASKA FAIRBANKS	W	70-64
SOUTHWESTERN (KS)	W	80-68

SOUTHWESTERN (KS)	L	74-75
NE MISSOURI ST.	L	72-83
NE MISSOURI ST.+	W	74-72
LAWRENCE	W	97-73
LAWRENCE	W	105-73
at Ala.-Birmingham%	L	60-102
Fordham%	L	60-76
at Indiana State	L	93-109
at IUP-Ft. Wayne	W	52-50
PUGET SOUND	W-OT	78-76
SEATTLE PACIFIC	W	95-87
at Eastern Washington	L	66-72
at MSU Billings	L	57-62
at Hawaii-Hilo	L-OT	80-88
at BYU-Hawaii	L	50-61
at Alaska Fairbanks	W	72-65
at Alaska Fairbanks	W	84-73
MSU BILLINGS	L	56-61
EASTERN WASHINGTON	W	81-66
at Puget Sound	L	63-66
at Seattle Pacific	L	76-93

*Great Alaska Shootout
+at Kotzebue
%UAB Classic – Birmingham, AL

1983-84 (15-13)

CHICO STATE	W	75-67
CHICO STATE	W	74-68
NORTH CAROLINA ST.^	L	60-68
NEW MEXICO^	W	79-72
FORDHAM^	L	68-69
HASTINGS	L	72-73
HASTINGS*	W	92-76
at Alaska Fairbanks	W	79-61
at Alaska Fairbanks	L	57-60
OCCIDENTAL	W	58-47
OCCIDENTAL	W	65-53
College of Santa Fe%	L	69-75
Fresno Pacific%	W	77-62
at Sonoma State	L	70-71
at Santa Clara\$	L	66-85
St. Joseph's\$	L	54-106
HAWAII-HILO	W	78-70
BYU-HAWAII	W	75-62
at MSU Billings	L	77-89
at Puget Sound	L	60-84
at Seattle Pacific	W	86-81
MSU BILLINGS	W	79-66
ALASKA FAIRBANKS	W	93-81
ALASKA FAIRBANKS	L	71-77
SEATTLE PACIFIC	L	74-96
PUGET SOUND	L	59-62
ROCKMONT+	W	107-72
ROCKMONT#	W	81-70
*at Wasilla		
+at Barrow		
#at Juneau		
^Great Alaska Shootout		
%Cal State-Bakersfield Tournament		
\$Cable Car Classic		

1984-85 (16-12)

SAN FRANCISCO STATE	W	91-72
SAN FRANCISCO STATE	W	74-66
OREGON*	L	54-61

ALASKA ANCHORAGE SEAWOLVES MEN'S BASKETBALL

ALL-TIME RESULTS, CONTINUED

MARYLAND*	L	52-54
IDAHO STATE*	L-OT	72-73
ANGELO STATE	W	95-89
ANGELO STATE	L	77-79
ALASKA FAIRBANKS	W	85-67
ALASKA FAIRBANKS	W	88-77
SACRAMENTO STATE	W	81-68
SACRAMENTO STATE	W	62-56
at New Mexico^	L	71-98
Texas A&M^	L	54-81
Fort Hays State%	L	67-84
Concordia (NY)%	W-OT	71-68
at Hawaii-Hilo	W	74-73
at Hawaii-Loa	W	87-72
GRACE COLLEGE	W	92-71
PUGET SOUND	W	71-59
SEATTLE PACIFIC	W	85-79
SEATTLE UNIVERSITY	W	80-64
SEATTLE UNIVERSITY	L	58-86
at Alaska Fairbanks	W	70-61
at Alaska Fairbanks	W	64-59
at Seattle Pacific	L	79-83
at Puget Sound	L	53-69
at MSU Billings	L	68-78
MSU BILLINGS	L	82-85
*Great Alaska Shootout		
^Lobo Invite – Albuquerque, NM		
%Chaminade Tour. – Honolulu, HI		

1985-86 (22-10)

HUMBOLDT STATE	W	74-70
HUMBOLDT STATE	W	69-57
PURDUE*	L	70-92
MISSOURI*	W	59-56
VILLANOVA*	L	52-71
SAM HOUSTON STATE	L	48-66
SAM HOUSTON STATE	L	68-81
MINNESOTA STATE	W	73-66
MINNESOTA STATE	W	71-62
BRYANT	W	70-57
BRYANT	W	75-69
at Texas^	L	57-68
San Diego^	L	64-78
at Hawaii-Hilo	L	66-72
at Hawaii Pacific	L	70-79
at Puget Sound	W	67-66
at Puget Sound	L	65-69
at Seattle Pacific	W	80-73
at Alaska Fairbanks	W	71-51
at Alaska Fairbanks	W	71-54
MSU BILLINGS	W	70-63
at Alaska Southeast	W	89-87
at MSU Billings	W	63-61
at MSU Billings	W	79-74
at Seattle University	W	78-75
ALASKA FAIRBANKS	W	86-58
ALASKA FAIRBANKS	W	99-60
SEATTLE PACIFIC	W	83-74
SEATTLE PACIFIC	W	68-66
PUGET SOUND	W	76-67
UC Riverside%	W	86-83
at Cal State East Bay%	L	73-87
*Great Alaska Shootout		
^Longhorn Invitational – Austin, TX		
%NCAA West Regional – Hayward, CA		

Head Coach
Ron Abegglen
5 seasons
109-45 (.708)

1986-87 (23-7)

ALASKA PACIFIC	W	118-68
ALASKA FAIRBANKS	W	113-88
AMERICAN INTERNAT'L	W	97-72
AMERICAN INTERNAT'L	W	81-66
IOWA*	L	81-91
TEXAS*	W	80-68
WASHINGTON*	W	77-75
CAL STATE EAST BAY	W	98-51
CAL STATE EAST BAY	W	83-61
PFEIFFER	W	75-62
PFEIFFER	W	84-71
CONCORDIA (NY)	W	107-95
CONCORDIA (NY)	W	94-80
at Ala.-Birmingham\$	L	72-94
Michigan\$	L	55-102
at Chaminade	W	87-75
at Hawaii-Loa	W	85-72
at Hawaii-Hilo	W	67-64
at Metro State	L	77-79
at MSU Billings	L	74-90
PUGET SOUND	W	82-71
SEATTLE PACIFIC	W	75-46
at Alaska Fairbanks	W-OT	97-95
ALASKA FAIRBANKS	W	91-67
MSU BILLINGS	L	65-76
METRO STATE	W	83-72
at Puget Sound	W	78-69
at Seattle Pacific	W	98-86
Cal St.-Dom. Hills%	W-2OT	68-64
at MSU Billings%	L	73-79
^Alaska Governor's Cup		
*Great Alaska Shootout		
\$UAB Classic – Birmingham, AL		
%NCAA West Regional – Billings, MT		

1987-88 (24-10)

Alaska Southeast^	W	107-106
at Alaska Fairbanks^	W	106-90
ANGELO STATE	W	75-71
ANGELO STATE	L	72-75
SYRACUSE*	L	76-95
TEXAS STATE*	W	90-84
MIAMI, FLA.*	W	78-77
NE MISSOURI STATE	W	95-75
NE MISSOURI STATE	W	106-70
BARRY	W	93-83
BARRY	W	101-83
ALASKA PACIFIC	W	102-79
HASTINGS COLLEGE	W	88-78
Creighton%	L	84-85
Tennessee Tech%	L	67-68
at Kentucky	L	58-100
at BYU-Hawaii	W	101-73
at Hawaii-Hilo	L	77-86
at Hawaii-Loa	W	85-67
METRO STATE	W	75-49
MSU BILLINGS	W	75-60

at Puget Sound	W	83-81
at Seattle Pacific	W	83-68
at Alaska Fairbanks	L	76-85
at MSU Billings	L	69-89
at Metro State	L	62-71
PUGET SOUND	W	97-85
SEATTLE PACIFIC	W	106-74
ALASKA FAIRBANKS	W	121-88
CSU Bakersfield#	W-OT	89-82
at Cal State East Bay#	W	72-67
FERRIS STATE!	W	97-85
Troy State\$	W	77-72
Massachusetts-Lowell\$	L	72-75
^Governor's Cup – Fairbanks		
*Great Alaska Shootout		
%UNLV Rebel Roundup		
#NCAA West Regional – Hayward, CA		
!NCAA Quarterfinals - Anchorage		
\$NCAA Final Four – Springfield, MA		

1988-89 (21-9)

Alaska Pacific\$	W	81-60
at Alaska Southeast\$	W	97-80
MILLERSVILLE	W	82-76
MILLERSVILLE	W	94-90
KANSAS*	L	81-94
FLORIDA*	L	72-83
IONA*	W	71-70
SOUTH DAKOTA	W	77-66
SOUTH DAKOTA	W	74-69
ALASKA PACIFIC	W	74-60
MISSOURI WESTERN	W	85-76
MISSOURI WESTERN	W	70-68
Michigan^	W	70-66
at Utah^	L	68-75
at Sacramento State	W	94-74
at BYU-Hawaii	W	75-67
at Hawaii Pacific	W	81-65
California, Pa.%	W	73-61
at Chaminade%	L	64-69
SEATTLE PACIFIC	W	72-71
PUGET SOUND	W	89-82
ALASKA FAIRBANKS	W	83-73
at Metro State	L-OT	83-86
at MSU Billings	L	72-81
SACRAMENTO STATE	W	85-70
MSU BILLINGS	W	75-60
METRO STATE	L	72-77
at Puget Sound	L	65-74
at Seattle Pacific	W	74-71
at Alaska Fairbanks	L	80-96
\$Alaska Governor's Cup – Juneau		
*Great Alaska Shootout		
^Utah Seiko Classic – Salt Lake City		
%Chaminade Tour. – Honolulu, HI		

1989-90 (22-8)

ALASKA SOUTHEAST\$	W	141-72
ALASKA PACIFIC\$	W	103-64
SIU-EDWARDSVILLE	W	91-79
SIU-EDWARDSVILLE	W	91-84
HAWAII*	L	74-79
FLORIDA STATE*	L	74-75
AUBURN*	W	109-94

MISSOURI-ST. LOUIS	W-OT	99-87
MISSOURI-ST. LOUIS	W	81-73
WAYNE STATE	W	96-59
WAYNE STATE	W	101-62
PITTSBURG STATE	W	85-55
PITTSBURG STATE	W	87-63
at Vanderbilt^	L	81-85
William & Mary^	W	91-85
at Oklahoma	L	81-101
ALASKA PACIFIC	W	87-76
ALASKA FAIRBANKS	W	91-49
SEATTLE PACIFIC	W	102-83
SACRAMENTO STATE	W	121-75
at Metro State	L	83-106
at MSU-Billings	W	71-64
at Alaska Fairbanks	W	131-87
CHAMINADE	W	90-60
MSU BILLINGS	W	100-84
METRO STATE	W	86-78
at Sacramento St.	OT-L	93-99
at Seattle Pacific	W	70-69
at North Dakota%	L	71-78
South Dakota%	L	92-101
\$Alaska Governor's Cup		
*Great Alaska Shootout		
^Music City Classic – Nashville, TN		
%NCAA North Central Regional		
– Grand Forks, ND		

1990-91 (19-11)

at Alaska Fairbanks	W	117-114
TENNESSEE-MARTIN	W	83-65
TENNESSEE-MARTIN	W	77-75
TEXAS TECH*	W	70-58
UCLA*	L	67-80
SOUTH CAROLINA*	L	59-72
FLORIDA SOUTHERN	L	68-80
at Syracuse^	L	85-103
Florida^	L	81-92
CLARK ATLANTA	W	80-64
CLARK ATLANTA	W	66-58
MORRIS BROWN	W	100-80
MORRIS BROWN	W	73-67
at Nevada	L	73-74
Pittsburgh%	L	69-93
California%	W	88-73
Tennessee%	W	86-78
at Chaminade	W	83-78
at MSU Billings	L	71-73
at Grand Canyon	L	86-94
SEATTLE PACIFIC	L	69-71
at Sheldon Jackson	W	113-70
at Alaska Fairbanks	W	97-86
SHELDON JACKSON	W	101-71
GRAND CANYON	W	75-56
MSU BILLINGS	W	82-75
ALASKA FAIRBANKS	W	118-81
at Seattle Pacific	W	57-55
Chico State\$	W	74-69
at CSU Bakersfield\$	L	68-78
*Great Alaska Shootout		
^Carrier Classic – Syracuse, NY		
%Rainbow Classic – Honolulu, HI		
\$NCAA West Regional-Bakersfield, CA		

ALASKA ANCHORAGE SEAWOLVES MEN'S BASKETBALL

ALL-TIME RESULTS, CONTINUED

Head Coach
Harry Larrabee

1991-92 (21-8)

BAPTIST CHRISTIAN	W	94-78
BAPTIST CHRISTIAN	W	96-74
OREGON STATE*	L	66-80
SANTA CLARA*	W	72-71
IDAHO*	W	64-61
SHELDON JACKSON	W	75-57
SHELDON JACKSON	W	75-72
HUSTON-TILLOTSON	W	104-70
HUSTON-TILLOTSON	W	81-66
FORT VALLEY STATE	W	79-51
FORT VALLEY STATE	W	53-50
at Washington State	L	68-77
at Chattanooga^	L	68-92
Eastern Kentucky^	W	87-83
NE MISSOURI STATE	W	71-69
NE MISSOURI STATE	W	55-47
ALASKA FAIRBANKS%	W	86-70
TEXAS A&I%	L	73-75
ANGELO STATE%	W	103-79
at Alaska Fairbanks	W-OT	80-75
GRAND CANYON	W	102-71
MSU BILLINGS	W	94-76
at Seattle Pacific	L	85-87
at Chaminade	W	92-90
ALASKA FAIRBANKS	W	94-77
at MSU Billings	L	73-76
at Grand Canyon	L	82-101
CHAMINADE	L-OT	93-97
SEATTLE PACIFIC	W	71-69
*Great Alaska Shootout		
^UTC Classic – Chattanooga, TN		
%Alascom Jamboree		

1992-93 (22-9)

EDINBORO	W	89-83
EDINBORO	W	116-92
OREGON*	L	73-96
TENN.-CHATTANOOGA*	L	56-110
DAYTON*	W	84-70
UC COLO. SPRINGS+	W	115-52
UC COLO. SPRINGS	W	95-62
Bridgewater^	W	73-60
Lander^	W	73-70
Calvin^	L	64-69
Oklahoma%	L	70-102
Weber State%	W	80-71
at Arizona State	L	79-80
EAST TEXAS STATE#	W	84-75
N.M. HIGHLANDS#	W-OT	86-82
SO. COLORADO#	W	100-75
ALASKA FAIRBANKS	W	82-68
at Grand Canyon	L	88-92
at MSU Billings	W	82-62
CHAMINADE!	L	71-76
HAWAII-HILO	W	91-83
SEATTLE PACIFIC	W	90-79
at Chaminade	L	81-85
at Alaska Fairbanks	W	83-78
MSU BILLINGS	W	79-74
GRAND CANYON	W	76-74

at Seattle Pacific	L	49-86
MSU BILLINGS&	W	65-64
GRAND CANYON&	W-OT	86-78
Chico State\$	W	72-70
at CSU Bakersfield\$	L	59-78
+at Barrow		
!Game forfeited by Chaminade		
*Great Alaska Shootout		
^Sunshine Shootout		
– Nassua, Bahamas		
%All College Tournament		
– Oklahoma City		
#Alascom Jamboree		
&Pac West Conference Tourn.		
\$NCAA West Regional–Bakersfield, CA		

Head Coach
Charlie Bruns
11 seasons
186-117 (.614)

1993-94 (21-10)

CARDINAL STRITCH^	L	72-75
DALLAS^	W	92-61
NORTHERN MICHIGAN	W	100-66
NORTHERN MICHIGAN	W	74-72
WAKE FOREST*	W	70-68
PORTLAND*	L-2OT	89-96
WEBER STATE*	L	82-91
ADAMS STATE+	W	78-65
ADAMS STATE	W	84-66
W. NEW MEXICO	W	73-71
W. NEW MEXICO	W-OT	100-93
at Indiana Southeast	W	89-83
at Ball State	L	77-78
at Washington State	L	63-86
at Seattle Pacific	L	73-90
GRAND CANYON	W	100-75
MSU BILLINGS	W	99-72
at Hawaii-Hilo	W	91-82
at Chaminade	W	93-88
ALASKA FAIRBANKS	W	102-98
SEATTLE PACIFIC	W	75-70
at MSU Billings	L-2OT	102-106
at Grand Canyon	L	78-90
CHAMINADE	W	82-71
HAWAII-HILO	W	95-79
at Alaska Fairbanks	W	111-100
MSU BILLINGS#	W	95-83
GRAND CANYON#	L	67-72
SEATTLE PACIFIC\$	W	83-77
CSU Bakersfield&	L	61-92
San Francisco State&	W	109-97
+at Kenai		
^Alascom Jamboree		
*Great Alaska Shootout		
#Pac West Conference Tournament		
\$NCAA II Play-In		
&NCAA West Regional–Riverside, CA		

1994-95 (16-11)

INDIANA SOUTHEAST^	W	95-64
CONCORDIA LUTHRN^	W	111-102
COLORADO MINES	W	110-90
COLORADO MINES	W	91-75
VILLANOVA*	L	58-75
ARIZONA*	L	88-107
JACKSON STATE*	W	96-74
LINCOLN CHRISTIAN+	W	119-77
LINCOLN CHRISTIAN	W	119-73
LSU-SHREVEPORT	W	82-50
LSU-SHREVEPORT	W	87-58
at Santa Clara%	L	75-78
San Jose State%	L	66-70
at Oklahoma State	L	72-112
W. NEW MEXICO	W	104-62
at Seattle Pacific	L	72-74
at MSU Billings	W	97-78
HAWAII-HILO	W	81-73
CHAMINADE	L	82-84
ALASKA FAIRBANKS	W	79-77
at W. New Mexico	L	76-78
MSU BILLINGS	W	91-67
SEATTLE PACIFIC	W	74-67
at Chaminade	L	77-84
at Hawaii-Hilo	L-OT	88-91
at Alaska Fairbanks	W	89-87
at Alaska Fairbanks	L-OT	99-104
+at Barrow / ^Alascom Jamboree		
*Great Alaska Shootout		
%Cable Car Classic		

1995-96 (19-9)

MOUNT SENARIO^	W-OT	106-97
LANGSTON^	W	90-57
CROWN	W	119-50
CROWN	W	107-42
INDIANA*	L	79-84
OLD DOMINION*	L	77-78
TEXAS CHRISTIAN*	W	89-78
CARDINAL STRITCH	W	99-76
CARDINAL STRITCH+	W	94-69
WESTERN STATE	W	93-69
WESTERN STATE	W	96-62
at Coll of Charleston%	L	72-93
Lafayette%	W	82-75
at Texas Christian	L	78-124
at Weber State	L	101-108
at Alaska Fairbanks	W-OT	98-94
SEATTLE PACIFIC	W	83-54
W. NEW MEXICO	W	91-49
at Hawaii-Hilo	L	78-83
at Chaminade	W	90-82
at MSU Billings	L	114-141
MSU BILLINGS	W	100-84
CHAMINADE	W	88-63
HAWAII-HILO	W	112-77
at W. New Mexico	W	72-67
at Seattle Pacific	L	74-90
ALASKA FAIRBANKS	W	112-78
Grand Canyon#	L-OT	96-105
^AT&T Alascom Jamboree		
*Carrs Great Alaska Shootout		
+at Kotzebue		
%College of Charleston Classic		
#NCAA West Regional–Bakersfield, CA		

1996-97 (20-8)

NORTHLAND BAPTIST^	W	118-39
ROBERT MORRIS (IL)^	W	105-48
AQUINAS	W	103-84
AQUINAS	W	90-53
MAINE*	W	75-65
KENTUCKY*	L	72-104
STANFORD*	L	69-91
SHAW	W	114-79
SHAW	W	109-74
at Stanford	L	70-105
at Saint Mary's	L	68-78
at Seton Hall%	L	69-73
San Francisco%	W	92-70
HASTINGS	W	89-78
HASTINGS	W	87-58
at Seattle Pacific	L	61-75
ALASKA FAIRBANKS	W	90-74
at Chaminade	W	88-66
at Hawaii-Hilo	W	84-66
SEATTLE PACIFIC	W	74-68
MSU BILLINGS	W	93-91
W. NEW MEXICO	W	80-70
CHAMINADE	W	86-76
HAWAII-HILO	W	80-74
at W. New Mexico	W	67-52
at MSU Billings	L	96-107
at Alaska Fairbanks	W	94-90
Montana State Billings\$	L	67-97
^AT&T Alascom Jamboree		
*Carrs Great Alaska Shootout		
%SHU Meadowlands Tournament		
– E. Rutherford, NJ		
\$NCAA West Regional–Bakersfield, CA		

1997-98 (16-11)

LINCOLN CHRISTIAN^	W	87-46
EMBRY-RIDDLE^	W	101-90
FERRIS STATE	W	83-70
FERRIS STATE	W	77-67
SETON HALL*	L-OT	57-67
UCLA*	L	68-92
SW LOUISIANA*	L	80-101
HENDERSON STATE	W	87-76
HENDERSON STATE	L	109-112
at Grand View	W	75-61
at Iowa State%	L	55-57
Grambling%	W-OT	79-73
at Southern Utah	L	79-94
CUMBERLAND (TN)	W	85-72
CUMBERLAND (TN)	W	96-80
ALASKA FAIRBANKS	W	87-69
at Hawaii-Hilo	W	84-75
at Chaminade	W	83-71
at Alaska Fairbanks	W	77-67
MSU BILLINGS	L	73-91
SEATTLE PACIFIC	W	73-65
at W. New Mexico	L	72-81
CHAMINADE	L	84-88
HAWAII-HILO	W	97-79
at Seattle Pacific	L	64-83
at MSU Billings	L	92-120
W. NEW MEXICO	W	106-92
^AT&T Alascom Jamboree		
*Carrs Great Alaska Shootout		
%Iowa St. Holiday Classic–Ames, IA		

ALASKA ANCHORAGE SEAWOLVES MEN'S BASKETBALL

ALL-TIME RESULTS, CONTINUED

1998-99 (17-10)

STANISLAUS STATE [^]	W	84-70
ANGELO STATE [^]	W	81-72
FRESNO STATE*	L	79-82
NOTRE DAME*	W-OT	88-82
SAINT MARY'S*	L	71-78
TEXAS COLLEGE	W	83-71
TEXAS COLLEGE	L	73-75
PACIFIC LUTHERAN	W	103-95
PACIFIC LUTHERAN	W	72-62
Southern Methodist%	W	80-72
at Arizona State%	L	52-85
at Grand Canyon	L	64-74
MSU BILLINGS	W	94-91
W. NEW MEXICO	W	88-80
at BYU-Hawaii	W	89-76
at Hawaii Pacific	L	72-96
SAINT MARTIN'S	W	83-66
SEATTLE PACIFIC	W	88-66
at Western Oregon	L	81-91
at Humboldt State	L	71-83
HAWAII-HILO	W	88-55
CHAMINADE	W	83-73
at W. New Mexico	W	52-35
at MSU Billings	L	94-120
Alaska Fairbanks	W	58-55
ALASKA FAIRBANKS	W	76-66
BYU-Hawaii\$	L	57-71

[^]AT&T Alascom Jamboree

*Carrs Great Alaska Shootout

%Arizona State Fiesta Bowl Classic

\$Pacific West Tour. – Honolulu, HI

1999-00 (17-9)

GRAND CANYON [^]	W	90-61
GRAND CANYON [^]	W	64-49
WASHINGTON*	L	70-86
GRAMBLING STATE*	W	104-85
LOUISVILLE*	L	76-108
ADAMS STATE	W	92-59
ADAMS STATE	W	88-50
at Kentucky	L	42-62
at Carver College	W	127-30
at MSU Billings	L	104-113
at W. New Mexico	W	72-56
at W. New Mexico	W	89-63
at Chaminade	L	71-80
at Hawaii-Hilo	L	68-81
W. WASHINGTON	W	89-77
CENT. WASHINGTON	L	75-76
at Simon Fraser	W	82-74
at Seattle University	W	76-66
LINCOLN (MO)	W	104-54
LINCOLN (MO)	W	92-56
ALASKA FAIRBANKS	L	68-78
at Alaska Fairbanks	L	81-95
MSU BILLINGS	W	105-99
W. NEW MEXICO	W	94-69
BYU-HAWAII	W	78-64
HAWAII PACIFIC	W	76-69

[^]AT&T Alascom Jamboree

*Carrs/Safeway Great Alaska Shootout

2000-01 (19-8)

Seattle University%	W	108-67
VALPARAISO*	L	67-83
RHODE ISLAND*	W	87-77
DePAUL*	L	76-93
LANGSTON [^]	W	104-70
LANGSTON [^]	W	101-68
at UNLV	L	71-101
SOUTHWESTERN (KS)&	W	91-68
SOUTHWESTERN (KS)	W	90-42
at Saint Martin's	W	96-83
at Central Washington	L	82-95
HAWAII-HILO	L	85-92
HAWAII-HILO	W-OT	101-99
CHAMINADE	W	96-83
at W. New Mexico	W	94-66
at W. New Mexico	W	93-72
at MSU Billings	L	91-105
SEATTLE UNIVERSITY	W	81-74
NW NAZARENE	W	93-66
at Hawaii Pacific	L	84-99
at Hawaii Pacific	W	90-79
at BYU-Hawaii	W	100-86
MSU BILLINGS	W	117-96
MSU BILLINGS	W	111-91
W. NEW MEXICO	W	96-94
ALASKA FAIRBANKS	W	96-45
at Alaska Fairbanks	L	77-81

%Vitamilk Classic – at SPU

*Carrs/Safeway Great Alaska Shootout

&at Fort Richardson

[^]AT&T Alascom Jamboree

2001-02 (9-18)

INDIANA*	L	66-101
TENNESSEE*	L	54-74
OREGON STATE*	L	63-72
BYU-HAWAII [^]	L	78-84
BYU-HAWAII [^]	L	73-74
MISSOURI-ROLLA [^]	L	76-78
at Alaska Fairbanks	W	70-62
at Wyoming	L	67-85
ANGELO STATE	L	64-78
ANGELO STATE	L	87-93
SAINT MARTIN'S	W	68-58
CENT. WASHINGTON	W	79-74
at Western Oregon	W	87-68
at Humboldt State	L	72-76
at Western Washington	L	67-87
at Seattle Pacific	L	64-95
SEATTLE UNIVERSITY	W	73-53
NW NAZARENE	W	81-71
ALASKA FAIRBANKS	W	90-76
at Central Washington	L	88-93
at Saint Martin's	L	64-97
HUMBOLDT STATE	L	88-91
WESTERN OREGON	W-OT	110-105
SEATTLE PACIFIC	L-OT	95-86
W. WASHINGTON	L	71-70
at NW Nazarene	W	82-79
at Seattle University	L	79-68

*Carrs/Safeway Great Alaska Shootout

[^]AT&T Alascom Jamboree

2002-03 (13-14)

LINCOLN CHRISTIAN [^]	W-OT	87-79
CARDINAL STRITCH [^]	L	80-95
OKLAHOMA STATE*	L	69-98
WYOMING*	L	69-77
MONTANA*	W	69-52
at NW Nazarene	W	71-56
at Seattle University	L	59-71
COLORADO MINES%	L	81-83
COLORADO MINES	L	78-95
MONTEVALLO#	W	84-60
CHRISTIAN BROS.#	L-OT	94-96
CENT. WASHINGTON	W	81-74
SAINT MARTIN'S	W	102-63
at Seattle Pacific	L	68-86
at W. Washington	W	88-83
Alaska Fairbanks	L	55-78
HUMBOLDT STATE	L-OT	88-90
WESTERN OREGON	W	78-68
at Central Washington	W	80-78
at Saint Martin's	W	92-85
W. WASHINGTON	W	79-77
SEATTLE PACIFIC	W-OT	90-84
ALASKA FAIRBANKS	L	70-73
at Humboldt State	L	69-86
at Western Oregon	L	64-71
SEATTLE UNIVERSITY	W	85-70
NW NAZARENE	L	74-79

[^]AT&T Alascom Jamboree

*Carrs/Safeway Great Alaska Shootout

%at Fort Richardson

#Glacier Classic

2003-04 (20-10)

HAWAII PACIFIC [^]	W	101-72
EASTERN OREGON [^]	W	94-70
HAWAII PACIFIC [^]	W	80-67
SETON HALL*	L	57-62
TEXAS STATE*	W	80-59
CANISIUS*	W	72-67
SEATTLE PACIFIC	OT-L	83-89
W. WASHINGTON	W	100-82
Notre Dame de Namur%	W	65-52
at Chaminade%	W	86-72
Hawaii Pacific%	W	76-73
Columbia Union#	W	108-51
Lake Superior State#	W	67-60
ALASKA FAIRBANKS	W	71-68
at Humboldt State	L	66-78
at Western Oregon	L	69-78
NW NAZARENE	W	84-82
SEATTLE UNIVERSITY	W	52-51
at Saint Martin's	W	80-69
at Central Washington	L	82-91
at Alaska Fairbanks	L	56-70
WESTERN OREGON	W	95-76
HUMBOLDT STATE	L-OT	67-69
at Seattle University	W	59-55
at Northwest Nazarene	L	71-82
CENT. WASHINGTON	W	74-47
SAINT MARTIN'S	W	86-70
at Western Washington	L	80-87
at Seattle Pacific	W	75-73

BYU-Hawaii\$ L 67-61

[^]AT&T Alascom Jamboree

*Carrs/Safeway Great Alaska Shootout

%Hawaiian Style Classic – Honolulu

#Glacier Classic – Fairbanks

\$ NCAA Division II West Regional – San Bernardino, CA

Head Coach
Rusty Osborne
14 seasons
265-152 (.635)

2004-05 (11-16)

CALDWELL COLL.#	W-3OT	92-87
GRAND CANYON#	L	66-70
ALABAMA*	L	55-90
FURMAN*	L	71-81
HIGH POINT*	W	66-65
WESTERN OREGON	L	51-52
HUMBOLDT STATE	L	57-62
MULTNOMAH BIBLE	W	87-59
MULTNOMAH BIBLE	W	96-53
OHIO VALLEY [^]	W	100-73
NYACK [^]	W	64-61
at Northwest Nazarene	L	52-65
at Seattle University	W	69-68
CENT. WASHINGTON	W	93-90
SAINT MARTIN'S	L	76-79
at Seattle Pacific	L	76-91
at Western Washington	L	92-102
at Alaska Fairbanks	L	80-91
SEATTLE UNIVERSITY	W	69-68
NW NAZARENE	L	67-72
at Saint Martin's	W	96-83
at Central Washington	L	85-108
W. WASHINGTON	L	79-105
SEATTLE PACIFIC	L-2OT	112-117
ALASKA FAIRBANKS	W	83-82
at Humboldt State	L	70-85
at Western Oregon	L	57-77
#AT&T Alascom Jamboree		
*Carrs/Safeway Great Alaska Shootout		
[^] Glacier Classic		

2005-06 (19-12)

NORTHLAND BAPTIST	W	118-51
NORTHLAND BAPTIST	W	96-62
vs Bridgeport%	W	71-61
vs Columbus State%	L	61-80
vs Nebraska-Omaha%	W	79-66
SOUTH CAROLINA*	L	60-65
SOUTHERN ILLINOIS*	W	72-64
SOUTHERN CAL*	L	56-57
vs Cal Ste-Stanislaus#	W	82-63
vs BYU-Hawaii#	W	90-80
WALLA WALLA	W	88-62
WALLA WALLA	W	108-66
at W. Washington	L-OT	106-112
at Central Washington	L	72-73
SEATTLE UNIVERSITY	W	78-71
SAINT MARTIN'S	W	92-68

ALASKA ANCHORAGE SEAWOLVES MEN'S BASKETBALL

ALL-TIME RESULTS, CONTINUED

at Seattle Pacific	L	80-87
at Northwest Nazarene	L	80-82
HUMBOLDT STATE	W	85-67
WESTERN OREGON	W	88-50
at Alaska Fairbanks	L	73-76
at Saint Martin's	W	72-56
at Seattle University	L	72-82
NW NAZARENE	W	100-76
SEATTLE PACIFIC	W	89-75
at Western Oregon	L	76-81
at Humboldt State	W	93-78
ALASKA FAIRBANKS	W	84-73
CENT. WASHINGTON	L	85-88
W. WASHINGTON	W	99-95
vs Chaminade^	L	67-84
%Disney's Division II Tip-Off Classic		
— Orlando, FL		

*Carrs/Safeway Great Alaska Shootout
#Glacier Classic — Fairbanks
^NCAA West Regional — Seattle

2006-07 (19-9)

LANCASTER BIBLE	W	105-68
LANCASTER BIBLE	W	102-30
BEMIDJI STATE	W	79-58
BEMIDJI STATE	W	88-42
LOYOLA MARYMOUNT*	L	58-69
MO.-KANSAS CITY*	W	77-70
HOFSTRA*	L	65-75
vs Florida Tech%	W	78-60
vs Augustana%	W	83-65
BYU-HAWAII^	W	79-68
HAWAII-HILO^	W	85-72
SEATTLE PACIFIC	L	65-68
CENT. WASHINGTON	W	80-60
NW NAZARENE	W	60-57
at Saint Martin's	L	74-76
at Western Oregon	W	70-49
at W. Washington	W	92-72
at Seattle University	L	64-65
WESTERN OREGON	L	73-81
SAINT MARTIN'S	W	93-76
ALASKA FAIRBANKS	W	78-69
at Northwest Nazarene	W	89-75
SEATTLE UNIVERSITY	L	66-69
W. WASHINGTON	W	77-61
at Central Washington	W	76-61
at Seattle Pacific	L	80-89
at Alaska Fairbanks	W	85-75
at Humboldt State#	L	61-68
*Carrs/Safeway Great Alaska Shootout		
%Glacier Classic — Fairbanks		
^AT&T Alascom Jamboree		
#NCAA West Regional—Arcata, CA		

2007-08 (29-6)

BREVARD COLLEGE	W	80-53
BREVARD COLLEGE	W	80-48
TEXAS TECH\$	L	47-74
WESTERN KENTUCKY\$	L	67-71
E. WASHINGTON\$	L	62-64
TEX.-PERMIAN BASIN	W	91-52
TEX.-PERMIAN BASIN	W	95-45

at BYU-Hawaii	W-2OT	95-90
at Chaminade	W	64-53
at Hawaii-Hilo	W	73-72
FERRIS STATE^	W	71-45
CHRISTIAN BROTHERS^	W	75-52
at Western Oregon	W	68-62
at Saint Martin's	W	66-42
ALASKA FAIRBANKS	W	77-57
CENT. WASHINGTON	W	78-73
W. WASHINGTON	W	63-62
at Seattle	W	45-38
at Montana St. Billings	W	79-43
SEATTLE PACIFIC	W	83-71
NW NAZARENE	W	77-61
at Alaska Fairbanks	W	67-53
at W. Washington	W	81-69
at Cent. Washington	L-OT	72-74
MSU BILLINGS	W	90-46
SEATTLE	W	73-60
at NW Nazarene	W	77-59
at Seattle Pacific	L	58-65
SAINT MARTIN'S	W-OT	100-98
WESTERN OREGON	W	90-60
UC SAN DIEGO#	W	80-60
SEATTLE PACIFIC#	W	56-55
BYU-HAWAII#	W	73-67
vs California, Pa.%	W	55-52
vs Augusta State%	L	50-56
\$Carrs/Safeway Great Alaska Shootout		
^AT&T Alascom Jamboree		
#NCAA West Regional — Anchorage		
%NCAA Elite 8 — Springfield, MA		

2008-09 (15-14)

SW Minnesota State#	L	55-60
Fort Lewis#	L	62-66
Humboldt State#	OT-L	81-83
HAMPTON\$	L	61-69
NORTHERN ILLINOIS\$	L	68-71
LOUISIANA TECH\$	W	62-57
Virginia State#	W	89-64
St. Thomas (Fla.)#	W	71-56
SAINT LEO	L	62-74
SAINT LEO	L	63-71
ROCKHURST	W	63-52
LINCOLN CHRISTIAN	W	89-52
LINCOLN CHRISTIAN	W	90-55
NW NAZARENE	L	78-90
CENT. WASHINGTON	W	90-78
at Alaska Fairbanks	W	81-52
at Western Oregon	W	75-54
at Saint Martin's	L	62-66
at Montana St. Billings	L	60-69
ALASKA FAIRBANKS	W	90-85
W. WASHINGTON	L	54-69
SEATTLE PACIFIC	W	66-62
MSU BILLINGS	W	87-68
at Seattle Pacific	L	66-68
at W. Washington	W-OT	88-77
at Central Washington	L	65-76
at Northwest Nazarene	L	71-76
SAINT MARTIN'S	W	87-62
WESTERN OREGON	W	95-69
%Disney's West Coast Tip-Off Classic		

— Anaheim, CA
\$Carrs/Safeway Great Alaska Shootout
#Glacier Classic - Fairbanks

2009-10 (17-10)

at American Sports	W	65-39
at Hawaii Pacific	W	82-66
WASHINGTON STATE\$	L	68-87
NICHOLLS STATE\$	W	72-58
HOUSTON\$	L	57-73
Grace Bible#	W	81-69
Grand Canyon#	W	67-38
WEST. NEW MEXICO^	W	69-39
CHAMINADE^	W	75-53
TRINITY INT'L	W	87-57
TRINITY INT'L	W	89-71
MSU BILLINGS	W	80-72
at Western Washington	L	62-68
at Central Washington	W	67-66
SAINT MARTIN'S	W	62-45
WESTERN OREGON	L	65-76
at Seattle Pacific	L	71-80
at Northwest Nazarene	L	74-79
at Alaska Fairbanks	W	56-42
W. WASHINGTON	W	68-53
CENT. WASHINGTON	L	57-62
at Western Oregon	W	90-81
at Saint Martin's	L	59-76
ALASKA FAIRBANKS	W	81-78
at MSU Billings	L	60-65
NW NAZARENE	L	76-78
SEATTLE PACIFIC	W	75-64
\$Carrs/Safeway Great Alaska Shootout		
#Glacier Classic - Fairbanks		
^AT&T Jamboree		

2010-11 (24-10)

vs Dixie State%	L	58-75
vs Lewis%	L	70-84
vs UC San Diego%	W	67-52
WEBER STATE*	L	54-86
HOUSTON BAPTIST*	W	74-67
BALL STATE*	W	62-44
vs Hawaii Pacific\$	W	75-53
vs British Columbia\$	W	71-53
WALLA WALLA&	W	105-67
FLORIDA TECH&	W	70-47
WALLA WALLA&	W	72-44
at Cent. Washington	W-2OT	98-93
at Northwest Nazarene	W	78-71
MONT. ST. BILLINGS	W	73-52
SEATTLE PACIFIC	W	78-61
at Simon Fraser	W	74-56
at Western Washington	L	75-81
WESTERN OREGON	W	79-59
SAINT MARTIN'S	W	73-66
NW NAZARENE	W	73-63
CENT. WASHINGTON	L	50-52
at Seattle Pacific	L	73-78
at Montana St. Billings	W	81-64
W. WASHINGTON	L	102-016
SIMON FRASER	W	99-81
at Saint Martin's	L	54-60
at Western Oregon	W	88-83

at Alaska Fairbanks	W	74-65
ALASKA FAIRBANKS	W	118-82
SAINT MARTIN'S^	W	80-70
SEATTLE PACIFIC^	W	72-67
at Central Washington^	L	71-83
vs Humboldt State!	W	76-70
vs BYU-Hawaii!	L	91-100
%Disney's Tip-Off Classic—Anaheim, CA		
*Carrs/Safeway Great Alaska Shootout		
\$Glacier Classic — Fairbanks		
&AT&T Jamboree		
^GNAC Tournament		
!NCAA West Regional — Ellensburg, WA		

2011-12 (23-7)

MURRAY STATE\$	L	62-64
DARTMOUTH\$	L	52-64
UC IRVINE\$	W	77-63
MINOT STATE	W	76-57
PORTLAND BIBLE#	W	95-54
MINOT STATE#	W	82-40
ALASKA FAIRBANKS	W	68-62
LINCOLN CHRISTIAN	W	116-67
LINCOLN CHRISTIAN	W	95-56
CENTRAL WASHINGTON	W	99-62
NORTHWEST NAZARENE	W	85-62
at Montana St. Billings	W	80-72
at Seattle Pacific	L	51-85
SIMON FRASER	W	86-81
W. WASHINGTON	L	68-73
at Western Oregon	W	66-55
at Saint Martin's	W	64-54
at Northwest Nazarene	W	81-64
at Central Washington	W	82-65
SEATTLE PACIFIC	W	78-69
MSU BILLINGS	W	85-70
at Western Washington	L	50-59
at Simon Fraser	W	85-75
SAINT MARTIN'S	W	81-59
WESTERN OREGON	W	83-70
at Alaska Fairbanks	W	79-74
vs Cent. Washington^	W	93-81
vs Mont. St. Billings^	L	70-74
vs Mont. St. Billings!	W	80-68
vs Seattle Pacific!	L	67-80
\$Carrs/Safeway Great Alaska Shootout		
#AT&T Jamboree		
^GNAC Tournament—Lacey, Wash.		
!NCAA Div. II West Regional Champ.—Bellingham, WA		

2012-13 (18-9)

COLO. CHRISTIAN^	W	66-56
COLO. STATE-PUEBLO^	W	85-75
WASHINGTON ADVENTIST	W	71-58
WASHINGTON ADVENTIST	W	87-56
BELMONT\$	L	60-74
UC RIVERSIDE\$	W	66-65
LOYOLA MARYMOUNT\$	W	83-77
MSU BILLINGS	W	79-65
SEATTLE PACIFIC	L	79-85
NORTHWEST INDIAN	W	111-81
at Northwest Nazarene	L	60-61
at Central Washington	L	72-81

ALASKA ANCHORAGE SEAWOLVES MEN'S BASKETBALL

SEAWOLF RECORD BOOK — YEAR-BY-YEAR RESULTS

ALL-TIME RESULTS

WESTERN OREGON	W	82-56
SAINT MARTIN'S	W	74-71
at Alaska Fairbanks	W	65-60
at Western Washington	L	62-75
at Simon Fraser	W	86-66
CENT. WASHINGTON	W	98-69
NW NAZARENE	W	73-72
at Saint Martin's	L	52-60
at Western Oregon	W	79-73
ALASKA FAIRBANKS	W	71-69
SIMON FRASER	W	78-68
W. WASHINGTON	L	57-63
at Seattle Pacific	L	56-59
at Montana St Billings	W	71-69
vs Cent. Washington%	L	78-79
^AT&T Jamboree		
\$ Carrs/Safeway Great Alaska Shootout - Sullivan Arena		
% GNAC Tournament—Lacey, Wash.		

2013-14 (17-13)

vs Lindenwood#	W	74-57
vs Minnesota State#	W	83-72
vs CS Dominguez Hills#	L	81-88
HOLY NAMES^	W	93-60
REGIS^	W	88-74
HOLY NAMES	W	90-73
TCU\$	L	70-73
INDIANA STATE\$	L	87-97
DENVER\$	L	71-78
ALASKA FAIRBANKS	W	96-76
NORTHLAND INT'L	W	149-70
NORTHLAND INT'L	W	111-58
W. WASHINGTON	L	89-104
SIMON FRASER	W	107-77
at MSU Billings	L	67-75
at Seattle Pacific	L	74-81
NW NAZARENE	W	92-83
CENT. WASHINGTON	L	88-95
at Western Oregon	W	92-58
at Saint Martin's	W	79-78
at Simon Fraser	W	65-64
at Western Washington	L	76-99
#19 SEATTLE PACIFIC	L	76-88
MSU BILLINGS	L	62-75
at Central Washington	W	96-89
at Northwest Nazarene	W	6-64
SAINT MARTIN'S	W	88-76
WESTERN OREGON	W	96-77
at Alaska Fairbanks	L	68-70
vs Western Oregon%	L	88-94
# Disney Tip-Off — Anaheim, Calif.		
\$ Carrs/Safeway Great AK Shootout		
% GNAC Tournament — Lacey, Wash.		

2014-15 (16-13)

CONCORDIA-PORT.	L	74-79
CONCORDIA-PORT.	L	73-75
at Sonoma State^	L	66-74
vs Chico State^	L	64-74
NORTHWEST INDIAN	W	110-67
NORTHWEST INDIAN	W	103-50
at Saint Martin's	W-OT	75-68
at Western Oregon	L	66-87
HUMBOLDT STATE &	L	83-87
BYU-HAWAII &	L	69-90
PORTLAND BIBLE	W	91-52
PORTLAND BIBLE	W	80-58
SIMON FRASER	W	108-86
W. WASHINGTON	W	62-60
at Alaska Fairbanks	W	76-64
at Seattle Pacific	L	51-73
at Montana St. Billings	W	70-62
CENT. WASHINGTON	L	68-77
NW NAZARENE	W	67-57
at W. Washington	W	81-76
at Simon Fraser	W	115-98
ALASKA FAIRBANKS	W	74-72
MSU BILLINGS	W	82-68
SEATTLE PACIFIC	L-OT	72-73
at Central Washington	L	67-80
at NW Nazarene	L-OT	93-100
WESTERN OREGON	W	80-78
SAINT MARTIN'S	W	101-67
vs W. Washington%	L	56-76
# Logsdon Classic—Rohnert Park, Calif.		
& Seawolf Jamboree		
% GNAC Tournament — Billings, Mont.		

2015-16 (21-11)

vs Upper Iowa%	W	74-71
vs Cal Baptist%	L	68-79
vs Colo.-Colo. Springs%	L	70-79
LINCOLN CHRISTIAN	W	94-47
LINCOLN CHRISTIAN	W	105-50
vs Chaminade^	W	92-90
vs Hawaii Pacific^	W	69-65
LIFE PACIFIC	W	101-54
CS DOMINGUEZ HILLS	L	78-81
SAN JOSE STATE \$	L	87-91
CENT. WASHINGTON	W	93-65
NW NAZARENE	W	90-78
NORTHWEST INDIAN	W	108-67
at Seattle Pacific	W	61-59
at Saint Martin's	W	91-74
SIMON FRASER	W	96-83
W. WASHINGTON	W	87-84
MSU BILLINGS	W	81-61

at Alaska Fairbanks	W-OT	100-91
at Western Oregon	L	66-76
at Concordia-Portland	W	90-71
SAINT MARTIN'S	L	70-73
SEATTLE PACIFIC	L	71-74
at W. Washington	W-2ot	108-105
at Simon Fraser	W	86-66
at MSU Billings	L	71-90
ALASKA FAIRBANKS	W	76-71
CONCORDIA-PORT.	W	93-67
WESTERN OREGON	L	58-64
at Northwest Nazarene	W	74-61
at Cent. Washington	L-OT	81-88
vs W. Washington#	L	73-78
%Tip-Off Classic—Anaheim/Carson, CA		
^Alaska/Hawaii Challenge — Fairbanks		
\$GCI Great Alaska Shootout		
#GNAC Tournament — Lacey, Wash.		

2016-17 (21-8)

PORTLAND BIBLE	W	99-36
PORTLAND BIBLE	W	108-51
at Chaminade	L	81-92
at Hawaii Pacific	L	71-77
BYU-HAWAII #	W	75-50
CAL STATE LA #	W	73-68
at Central Washington	W	98-92
at Northwest Nazarene	L	67-71
TRINITY WESTERN	W	82-44
TRINITY WESTERN	W	84-54
SEATTLE PACIFIC	W	85-49
SAINT MARTIN'S	W	55-49
at Simon Fraser	W	77-47
at W. Washington	L	84-91
ALASKA FAIRBANKS	W	76-63
at Montana St. Billings	L	68-69
WESTERN OREGON	W	81-72
CONCORDIA-PORT.	W	77-75
at Saint Martin's	W	67-63
at Seattle Pacific	W-OT	83-81
W. WASHINGTON	W	87-79
SIMON FRASER	W	73-45
at Alaska Fairbanks	W	68-61
MSU BILLINGS	W	74-58
at Concordia-Portland	L-OT	67-68
at Western Oregon	L	71-89
NW NAZARENE	W	81-73
CENT. WASHINGTON	W	84-72
vs Western Oregon^	L-3OT	84-91
#Seawolf Jamboree		
^GNAC Tournament — Lacey, Wash.		

2017-18 (15-14)

at Antelope Valley	W	70-69
HAWAII PACIFIC	L	51-65
CHAMINADE	L	65-71
HOLY NAMES	W	63-55
HOLY NAMES	W	80-74
CSU BAKERSFIELD^	L	39-59
SANTA CLARA^	W-OT	78-73
COLL. OF CHARLESTON^	L	46-55
ALASKA FAIRBANKS	W	65-39
MSU BILLINGS	W	74-62
at Western Oregon	L	50-82
at Concordia-Portland	W	59-55
SAINT MARTIN'S	L	66-71
SEATTLE PACIFIC	L	54-57
at Cent. Washington	L-OT	71-72
at NW Nazarene	L-OT	78-79
SIMON FRASER	W	53-46
W. WASHINGTON	L	61-70
CONCORDIA-PORT.	W	62-57
WESTERN OREGON	L	62-72
at Seattle Pacific	W	67-62
at Saint Martin's	L	67-79
NW NAZARENE	W	59-48
CENT. WASHINGTON	W	70-54
at W. Washington	L	56-66
at Simon Fraser	W	66-64
at Alaska Fairbanks	W	44-43
at MSU Billings	W	59-52
SEATTLE PACIFIC%	L	51-64
^GCI Great Alaska Shootout		
%GNAC Tournament		

ALASKA ANCHORAGE SEAWOLVES MEN'S BASKETBALL

A	
Abbott, Garrett.....	2001-02
Abegglen, Kirk.....	1981-82
Adams, Pete.....	1982-83-84
Adams, Sam.....	1979
Agmata, Geoffrey.....	2004
Ahgeak, Derek.....	1985
Almon, Raylon.....	2005
Aman, Pierre.....	1986-87
Anderson, Bryan.....	1992-93-94
Anderson, Clay.....	1996-98
Anderson, Dave.....	1981
Arnott, Bryce.....	2010
Arntz, Stefan.....	1992
Arts, Carl.....	2005-06-07-08
Austin, Bob.....	2003-04

B	
Bailey, Buddy.....	2007
Baisa, DeVante.....	2014
Baldwin, Cass.....	1996
Bannarbie, Shane.....	2002-03
Barker, Kenny.....	2009
Bartley, Dale.....	1986-87-88
Beach, Ron.....	1984-85
BERG, SJUR.....	2015-17
Blajeski, Scott.....	1987
Bloom, Kevin.....	1986-87
Blossom, Boomer.....	2012-14-15
Booker, Mark.....	1983
Boudreaux, Andre.....	1993-94
Bowman, Kevin.....	2015
Brinkerhoff, Joe.....	1988-89
Brown, Gerald.....	1978-79-85
Brown, Jesse.....	2003-04
Bryant, Chris.....	2008
Budimski, Igor.....	1994-95
Bullock, Chris.....	1983-84
Bullock, Peter.....	2001-02-03-04
Burgard, Nicho.....	2015
Burgess, Kemmy.....	2004-06
Burney, Cameron.....	2007-08

C	
Carlisle, Jake.....	1997
Carlson, Sloan.....	1982-83
Carpenter, Mark.....	1988-89
Cammack, Justin.....	1992-93
Caver, Erick.....	1991
Childs, Mike.....	1986-87-88
Church, Chris.....	1990
Clark, Mike.....	1978
Clements, Malik.....	2018
Cobbs, Tim.....	1988
Cockrell, David.....	1983
Collins, Al.....	1980-81
Cooper, Luke.....	2005-06-07-08
Craft, Jacob.....	2014-15
Cunningham, Ron.....	1978-79

D	
Dallafior, Luke.....	1982-83-84-85
Dannenbring, Terry.....	1978
Davis, Joe.....	2006-07
Demissie, Abebe.....	2012-13
Dennis, Kalu.....	1994-95
Devine, Connor.....	2017
Dinkins, Tommy.....	1996-97-98
Diouf, Kalidou.....	2015
Doerr, Kyle.....	2009
Downey, Elgin.....	1990
Drake, Mark.....	2002-03-04-05
Draper, Eric.....	2006-07
Durrant, Blaine.....	2003-04
Dykstra, John.....	1994-95

E	
Erickson, John.....	2013
Evans, Brad.....	2005
Evans, Josh.....	2001-02-03-04
Evans, Van.....	1991

F	
Fain, Derrick.....	2015
Farris, Rawley.....	1981-82
Fischer, Ron.....	1989-90
Fisher, Todd.....	1989-90



Al Collins (1980-81)

Fitt, Mark.....	1981-82
Fitt-Chappell, Adam.....	2003-04-05-06
Fossman, Kyle.....	2011-12-13-14
Fox, Jeremy.....	1994-95
Freeman, Greg.....	2000-01
Freshwater, Bryan.....	2005
Fulp, Damien.....	2016-17

G	
Gallatin, Cody.....	2001-02-03
Garrity, Steve.....	1992
Garves, Harold.....	1991
Gibcus, Liam.....	2010-11-12-13
Gilbert, Johnny.....	1981-82
Giles, Mark.....	1986
Gill, Mario.....	2011
Gisseman, Mark.....	1990-91
Glover, Nathon.....	2001-02
Gnad, Hansi.....	1984-85-86-87
Gould, Robert.....	1980-81
Greene, Adam.....	1998
Greenfield, Tom.....	1991
Greunke, Rainer.....	1983
Gunkel, Drew.....	1999-00

H	
Hajdukovich, Jim.....	1996-97-98-99
Hamey Chris.....	1997-98-99-00
Hammell, Corey.....	2016-17
Hardy, Doug.....	2008
Hartman, James.....	2005-06
Hatch, Tim.....	1983
Heard, Stephan.....	2013
Hearn, Phillip.....	2011-12
Hellerstedt, Robert.....	2006
Hills, Brian.....	2006
Hoch, Mark.....	1996-97
Holman, Johnny.....	1981
Howard, Steve.....	1998
Hunter, Dom.....	2015

J	
Jackson, Bo.....	1978-79
Jackson, Jessie.....	1986-87
Jackson, Marcus.....	2012
JENKINS, ERIC.....	2018
Johns, Lauren.....	1991-92-93
Johnson, Jackie.....	1991
Johnson, Matt.....	1981-83-84
Johnson, Michael.....	1988-89
Jones, Jeff.....	1990-91
Jones, Marvin.....	1987

Jones, E.J.....	1978
Jones, Tyrone.....	1984-85-86

K	
Kaiser, Jason.....	1994-95
Kearney, Stewart.....	2003-04
Keddington, Mike.....	2003-04
Kettler, Jared.....	2005-06-08
Killpatrick, Mike.....	1986-88
King, Rob.....	1978-79
Kirk, Ed.....	1999-2001
Kuiper, Ty.....	1980-81-82

L	
Lafferty, Bob.....	1984
Lao, Donnie.....	2010
Larrabee, Scott.....	1997-98-99-00
Larsen, John.....	1983-84-85
Lauwers, Colton.....	2012-13-14
Lawrence, Aaron.....	2004-06
Leckband, Christian.....	2013-14-15-16
Lenoir, Mark.....	1991
Lentfer, Clint.....	1994-95
Lewis, Chris.....	1999-2000
Libal, Joe.....	1992-94
Liggon, Mike.....	1986-87
Little, Jalen.....	2013
Lincoln, Butch.....	1993-95-96-97
Lockard, Lane.....	1996
Lowe, Marc.....	1985-86

M	
MACDONALD, JACK.....	2018
Mackelvie, Mike.....	2013
Macon, G.J.....	2002
Macvie, Mike.....	1996
Mader, Kevin.....	1991-92-93
Madison, Jon.....	1999-2000-01-02
Maraman, Darryl.....	1983
Martens, Glen.....	1983
Martin, Jeff.....	1983-84
Matthews, Jamie.....	1990
Matthews, Scott.....	1990
Mayhue, Theo.....	1992-93
McCleery, Race.....	1988-89
McFarland, Allen.....	2007
McGee, Sean.....	1989-90
McGill, Brian.....	2014-15-16
McNutt, Richard.....	2006
McTier, Jackson.....	2014-16-17
Mears, Brad.....	2014-15
Meckel, Dan.....	1997
Miles, David.....	1989
Millar, Trenton.....	2007
Mitchell, Diante.....	2016-17
Mitchell, Steve.....	2007
Monk, Troy.....	1980
Moore, Greg.....	1980-81-82
Moser, Tim.....	1990
Myers, Vince.....	1989

N	
Neal, Chris.....	2009
Noble, Terry.....	1979-80
Nye, Darren.....	2009

O	
Olden, Cedric.....	1980
Olsen, McCade.....	2007-08
O'Shea, Shaun.....	1999-2000-01
Osborne, Kylan.....	2018

P	
Pacitti, Nick.....	2010
Page, P.J.....	1994
Parrish, Aeverian.....	1988
Parrish, Travis.....	2015-16-17
PEARSON, BRIAN.....	2015-16-18
Peterson, Adam.....	1993
Peterson, Drew.....	2016-18
Peterson, Matt.....	2011
Pomrehn, Ashton.....	2017
Pope, Dana.....	1995
Price, Andre.....	1992-93
Pilgreen, J.J.....	1999
Platenik, Ivan.....	2007

R	
Ramert, Paul.....	1983
Reid, Adam.....	1998
Reitmeier, John.....	1980
Ridgeway, Lonnie.....	2008-09-11-12
Riser, Tai.....	1994-95
Robateau, Vern.....	1986-87-88-90
Robinson, Casey.....	2010-11
Robinson, Drew.....	2010-11
Robinson, Marcus.....	2005
Rohde, Taylor.....	2011-12
Russ, Bobby.....	1988
Ryan, Curtis.....	2017-18
RYMER, BRENNAN.....	2018

S	
Samuel, Raynold.....	1994
Sanders, Maurice.....	1993
Sandy, John.....	2000
Satathite, Sam.....	1998
Schmetzer, Mike.....	1982-83-85-86
Schoenborn, Paul.....	1987-88
Scholtec, Jeff.....	1981-82
Severson, Aaron.....	2005
Sheedy, Jeff.....	1986-87-88
Shippen, Ty.....	2002
Simpson, Adam.....	2004
Smith, Kevin.....	1984-85
Solodkii, Max.....	1999-2000-01
Sommer, Jerry.....	1989-90
Southwick, Shane.....	1991-92
Spencer, Clayton.....	2007
Spickerman, Collin.....	2013
Stafford, Rick.....	1996-97
Stafford, Teancum.....	2013-14
Starke, Kevin.....	1980
Stepovich, Dom.....	1980
Stevens, Aaron.....	2010
Stevens, Scott.....	2003-04
Stewart, Jim.....	1989
Stolle, Ward.....	1978
Svejcar, Spencer.....	2016-17
Swader, Jamell.....	1994-95

T	
Taylor, Jamie.....	1997-98
Taylor, Hicks.....	1979-80
Thompson, Jeff.....	1991-92
Thompson, Taylor.....	2016-17
Thompson, Travis.....	2011-12-14-15
Threlkeld, Dennis.....	1978-79
Trueman, Jeremiah.....	2008-09
Turner, Tony.....	1978-79-80

U	
Ursery, D.J.....	2018
Using, Serge.....	1996-98-99-2000

V	
Vaughan, Bryson.....	2002-03
Vaughn, Craig.....	92-93
Voreis, Colin.....	2008-09

W	
Wagner, Taylor.....	2000-01
Walker, Brandon.....	2009-10-11
Wallace, Burt.....	1995-96-97-98
Washington, Dave.....	1978-79
Washington, Sam.....	1978-79-80
Webber, John.....	1998
Wells, Vic.....	1978
Weitzel, Chris.....	2012-13
Wheeler, Tom.....	1978-79-80
Whitaker, Richard.....	1978-79-80
White, Danny.....	1985
White, Kevin.....	2008-09-10
White, Steve.....	2009-10-11-12
Wiggs, Sekou 'Suki'.....	2016-17
Wilcox, Flip.....	1987
Williams, Aubrey.....	1981-82
Williams, Nelson.....	2001-02
Williams, Ryan.....	1996-97
Willis, Del.....	1991
WOOD, JOSIAH.....	2018
Wrase, Manny.....	1985

Z	
Zachares, Mark.....	1979

ALASKA ANCHORAGE SEAWOLVES MEN'S BASKETBALL

ALL-AMERICAN

- 1984 Jeff Martin (3rd Tm)
- 1987 Hansi Gnad (1st Tm)
Jesse Jackson (1st Tm)
- 1989 Michael Johnson (1st Tm)
Todd Fisher (3rd Tm)
- 1990 Todd Fisher (1st Tm)
- 1995 Jason Kaiser (3rd Tm)
- 1996 Ryan Williams (HM)
- 2001 Ed Kirk (3rd Tm)
- 2006 Kemmy Burgess (HM)
- 2008 Carl Arts
(1st Tm NABC/HM D-II *Bulletin*)
Luke Cooper
(1st Tm *D-II Bull.*/2nd Tm *BB Times*)
- 2009 Kenny Barker (HM *D-II Bull.*)
- 2012 Taylor Rohde (1st Tm/NABC)
(1st Tm-*D-II Bull.*)
(1st Team/B-ball Times)
(2nd Team/Daktronics)
- 2016 Suki Wiggs (3rd Tm/CoSIDA)

NATIONAL PLAYER OF THE YEAR


- 2012 Taylor Rohde (*Div. II Bulletin*)

ACADEMIC ALL-AMERICAN

- 1997 Rick Stafford (2nd Tm)
- 2013 Liam Gibcus (3rd Tm)
- 2014 Teancum Stafford (2nd Tm)

ALL-REGION

- 1982 Mark Fitt
- 1984 Jeff Martin
- 1986 Jessie Jackson
Hansi Gnad
- 1987 Jessie Jackson
Hansi Gnad
- 1989 Michael Johnson
Todd Fisher
- 1990 Todd Fisher
Mark Lenoir
- 1991 Jackie Johnson
- 1992 Steve Garrity
- 1994 Jason Kaiser
- 1995 Jason Kaiser
Dana Pope
- 1996 Ryan Williams
- 1997 Ryan Williams
Rick Stafford
- 1998 Jim Hajdukovich
- 1999 Jim Hajdukovich (2nd Tm)
- 2001 Ed Kirk
- 2003 Peter Bullock
- 2004 Peter Bullock
- 2006 Kemmy Burgess
(NABC-1st Tm)
(CoSIDA-2nd Tm)
- 2008 Carl Arts
(CoSIDA & NABC 1st Tm)
Luke Cooper
(CoSIDA & NABC 1st Tm)
- 2009 Kenny Barker (NABC 2nd Tm)
- 2011 Taylor Rohde (Dak. 2nd Tm)
- 2012 Taylor Rohde
(CoSIDA & NABC 1st Tm)
- 2014 Travis Thompson
(NABC 2nd Tm)
- 2015 Travis Thompson
(CoSIDA & NABC 2nd Tm)
- 2016 Suki Wiggs
(CoSIDA & NABC 1st Tm)
- 2017 Suki Wiggs
(CoSIDA & NABC 1st Tm)



Jesse Jackson



Kemmy Burgess

WEST REGION PLAYER OF THE YEAR

- 2012 Taylor Rohde (Daktronics)

CONFERENCE PLAYER OF THE YEAR

- 1986 Hansi Gnad (GNC)
- 1987 Jesse Jackson (GNC)
- 1988 Dale Bartley (GNC)
- 1990 Todd Fisher (GNC)
- 1994 Jason Kaiser (PWC)
- 1995 Jason Kaiser (PWC)
- 1996 Ryan Williams (PWC)
- 1997 Rick Stafford (PWC)
- 2001 Ed Kirk (PWC)
- 2008 Luke Cooper (GNAC)
- 2012 Taylor Rohde (GNAC)

CONFERENCE NEWCOMER OF THE YEAR

- 2003-04 Kemmy Burgess
- 2016 Suki Wiggs

CONFERENCE FRESHMAN OF THE YEAR

- 2001-02 Mark Drake

CONFERENCE COACH OF THE YEAR

- 1986 Harry Larrabee (GNC)
- 1988 Ron Abegglen (GNC)
- 1994 Charlie Bruns (PWC)
- 1996 Charlie Bruns (PWC)
- 1997 Charlie Bruns (PWC)
- 2008 Rusty Osborne (GNAC)

ALL-CONFERENCE

- 1982 Mark Fitt (1st Tm)
Rawley Farris (2nd Tm)
Johnny Gilbert (2nd Tm)
- 1983 Jeff Martin (1st Tm)

- 1984 Jeff Martin (1st Tm)
Chris Bullock (2nd Tm)
Ron Beach (2nd Tm)
- 1985 Hansi Gnad (1st Tm)
Gerald Brown (2nd Tm)
- 1986 Hansi Gnad (1st Tm)
Jesse Jackson (1st Tm)
- 1987 Jesse Jackson (1st Tm)
Hansi Gnad (1st Tm)
- 1988 Dale Bartley (1st Tm)
Averian Parrish (1st Tm)
Michael Johnson (HM)
- 1989 Michael Johnson (1st Tm)
Todd Fisher (2nd Tm)
Race McCleery (HM)
Ron Fischer (HM)
- 1990 Todd Fisher (1st Tm)
Ron Fischer (2nd Tm)
Jerry Sommer (HM)
- 1991 Jackie Johnson (1st Tm)
Mark Lenoir (2nd Tm)
Del Willis (2nd Tm)
- 1992 Theo Mayhue (1st Tm)
Craig Vaughn (2nd Tm)
Steve Garrity (2nd Tm)
- 1993 Theo Mayhue (1st Tm)
Andre Boudreaux (2nd Tm)
- 1994 Jason Kaiser (1st Tm)
Andre Boudreaux (2nd Tm)
Bryan Anderson (HM)
- 1995 Jason Kaiser (1st Tm)
Dana Pope (2nd Tm)
Tai Riser (HM)
- 1996 Ryan Williams (1st Tm)
Rick Stafford (1st Tm)
- 1997 Rick Stafford (1st Tm)
Ryan Williams (1st Tm)
- 1998 Jim Hajdukovich (2nd Tm)
Burt Wallace (2nd Tm)
- 1999 Jim Hajdukovich (1st Tm)

- 2000 Chris Hamey (2nd Tm)
Serge Using (2nd Tm)
- 2001 Ed Kirk (1st Tm)
Greg Freeman (2nd Tm)
Peter Bullock (HM)
Taylor Wagner (HM)
- 2002 Peter Bullock (2nd Tm)
- 2003 Peter Bullock (1st Tm)
- 2004 Peter Bullock (2nd Tm)
Kemmy Burgess (2nd Tm)
- 2005 James Hartman (HM)
- 2006 Kemmy Burgess (1st Tm)
- 2007 Luke Cooper (1st Tm)
Carl Arts (2nd Tm)
Eric Draper (HM)
- 2008 Luke Cooper (1st Tm)
Carl Arts (1st Tm)
McCade Olsen (2nd Tm)
Chris Bryant (HM)
- 2009 Kenny Barker (1st Tm)
Jeremiah Trueman (HM)
- 2010 Brandon Walker (1st Tm)
Casey Robinson (HM)
- 2011 Taylor Rohde (1st Tm)
Brandon Walker (2nd Team)
Mario Gill (HM)
- 2012 Taylor Rohde (1st Tm)
Travis Thompson (2nd Tm)
- 2013 Kyle Fossman (1st Tm)
Teancum Stafford (2nd Tm)
Liam Gibcus (HM)
- 2014 Travis Thompson (1st Tm)
Brian McGill (2nd Tm)
Kyle Fossman (HM)
- 2015 Travis Thompson (1st Tm)
Brian McGill (HM)
- 2016 Suki Wiggs (1st Tm)
Brian McGill (2nd Tm)
Corey Hammell (2nd Tm)
Spencer Svejcar (HM)
- 2017 Suki Wiggs (1st Tm)
Spencer Svejcar (2nd Tm)
Diante Mitchell (HM)
- 2018 D.J. Ursery (2nd Tm)

RETIRED JERSEYS

- #4 — Michael Johnson, 1987-89
- #10 — Jason Kaiser, 1993-95
- #12 — Jesse Jackson, 1985-87
- #33 — Hansi Gnad, 1983-87
- #34 — Carl Arts, 2004-08

SEAWOLF HALL OF FAME

- 2016 Kemmy Burgess
- 2014 Peter Bullock
- 2012 Charlie Bruns
- 2011 Ryan Williams
- 2009 Jim Hajdukovich
- 2008 Rick Stafford
- 2006 Harry Larrabee
- 2005 Jason Kaiser
- 2002 Jesse Jackson
- 2001 Hansi Gnad

BILL MacKAY UAA ATHLETE OF THE YEAR

- 1987 Hansi Gnad
- 1989 Michael Johnson
- 1995 Jason Kaiser
- 1999 Jim Hajdukovich

ALASKA ANCHORAGE SEAWOLVES MEN'S BASKETBALL

2001	Ed Kirk
2004	Peter Bullock
2006	Kemmy Burgess
2008	Luke Cooper
2012	Taylor Rohde

TEAM MVP

1980-81	Johnny Gilbert
1981-82	Mark Fitt & Johnny Gilbert
1982-83	Jeff Martin
1983-84	Jeff Martin
1984-85	Hansi Gnad
1985-86	Hansi Gnad & Jesse Jackson
1986-87	Jesse Jackson
1987-88	Dale Bartley
1988-89	Michael Johnson
1989-90	Todd Fisher
1990-91	Mark Lenoir
1991-92	Theo Mayhue
1992-93	Theo Mayhue
1993-94	Jason Kaiser
1994-95	Jason Kaiser
1995-96	Ryan Williams
1996-97	Ryan Williams
1997-98	Jim Hajdukovich
1998-99	Jim Hajdukovich
1999-00	Greg Freeman
2000-01	Ed Kirk
2001-02	Peter Bullock
2002-03	Peter Bullock
2003-04	Kemmy Burgess
2004-05	James Hartman
2005-06	Kemmy Burgess
2006-07	Carl Arts
2007-08	Carl Arts
2008-09	Jeremiah Trueman
2009-10	Brandon Walker
2010-11	Taylor Rohde
2011-12	Taylor Rohde
2012-13	Kyle Fossman
2013-14	Travis Thompson
2014-15	Travis Thompson
2015-16	Suki Wiggs
2016-17	Suki Wiggs
2017-18	Not awarded

BEST DEFENSIVE PLAYER

1980-81	Rawley Farris
1981-82	Rawley Farris
1982-83	Sloan Carlson
1983-84	Ron Beach
1984-85	Tyrone Jones
1985-86	Jeff Sheedy
1986-87	Mike Childs
1987-88	Michael Johnson
1988-89	Joe Brinkerhoff
1989-90	Sean McGee
1990-91	Del Willis
1991-92	Lauren Johns
1992-93	Bryan Anderson
1993-94	Kalu Dennis
1994-95	Kalu Dennis
1995-96	Jim Hajdukovich
1996-97	Jim Hajdukovich
1997-98	Adam Reid
1998-99	Serge Using
1999-00	Taylor Wagner



Two-time Team MVP Carl Arts

2000-01	Taylor Wagner
2001-02	Ty Shippen
2002-03	Jesse Brown
2003-04	Bob Austin
2004-05	None awarded
2005-06	James Hartman
2006-07	Ivan Platenik
2007-08	Luke Cooper
2008-09	Kevin White
2009-10	Casey Robinson
2010-11	Steve White
2011-12	Travis Thompson
2012-13	Liam Gibcus
2013-14	Boomer Blossom
2014-15	Boomer Blossom
2015-16	Spencer Svejcar
2016-17	Connor Devine
2017-18	Brian Pearson

MOST IMPROVED PLAYER

1991-92	Stefan Arntz & Justin Cammack
1992-93	Maurice Sanders & Kevin Mader
1993-94	Raynold Samuel
1994-95	Igor Budimski
1995-96	Serge Using
1996-97	Rick Stafford
1997-98	Chris Hamey
1998-99	Jon Madison
1999-00	Serge Using
2000-01	Shaun O'Shea
2001-02	Josh Evans
2002-03	Stewart Kearney
2003-04	Adam Simpson
2004-05	Luke Cooper
2005-06	Luke Cooper & Eric Draper
2006-07	Cameron Burney
2007-08	McCade Olsen
2008-09	Lonnie Ridgeway
2009-10	Liam Gibcus
2010-11	Mario Gill
2011-12	Kyle Fossman
2012-13	Christian Leckband
2013-14	Colton Lauwers
2014-15	Brian Pearson

2015-16	Drew Peterson
2016-17	Brian Pearson
2017-18	Jack Macdonald

MOST INSPIRATIONAL PLAYER

1980-81	David Anderson
1981-82	Tim Hatch
1982-83	John Larsen
1983-84	Chris Bullock
1984-85	John Larsen
1985-86	Tyrone Jones
1986-87	Jeff Sheedy
1987-88	Jeff Sheedy
1988-89	Ron Fischer
1989-90	Chris Church
1990-91	Jackie Johnson
1991-92	Steve Garrity & Andre Price
1992-93	Andre Price
1993-94	Raynold Samuel
1994-95	Tai Riser
1995-96	Rick Stafford
1996-97	Butch Lincoln
1997-98	Tommy Dinkins
1998-99	Scott Larrabee
1999-00	Shaun O'Shea
2000-01	Greg Freeman
2001-02	Mark Drake
2002-03	Bob Austin
2003-04	Geoffrey Agmata
2004-05	Mark Drake
2005-06	Aaron Lawrence
2006-07	Luke Cooper
2007-08	Luke Cooper
2008-09	Jeremiah Trueman
2009-10	Drew Robinson
2010-11	Drew Robinson
2011-12	Steve White
2012-13	Chris Weitzel
2013-14	Kyle Fossman
2014-15	Dom Hunter
2015-16	Brian McGill
2016-17	Jackson McTier
2017-18	Drew Peterson

JIM HAJDUKOVICH 'IRON MAN' AWARD

1991-92	Steve Garrity
1992-93	Bryan Anderson
1993-94	Andre Boudreaux
1994-95	Clint Lentfer
1995-96	Cass Baldwin
1996-97	Rick Stafford
1997-98	Burt Wallace
1998-99	Jim Hajdukovich
1999-00	Scott Larrabee
2000-01	Greg Freeman
2001-02	Ty Shippen
2002-03	Jesse Brown
2003-04	Jesse Brown
2004-05	James Hartman
2005-06	James Hartman
2006-07	Luke Cooper
2007-08	Carl Arts & Luke Cooper
2008-09	Jeremiah Trueman
2009-10	Casey Robinson
2010-11	Casey Robinson

2011-12	Steve White
2012-13	Kyle Fossman
2013-14	Kyle Fossman
2014-15	Travis Thompson
2015-16	None awarded
2016-17	Spencer Svejcar
2017-18	TBA

BOB ZUNDEL REBOUNDERS TROPHY

1991-92	Andre Price
1992-93	Justin Cammack
1993-94	Bryan Anderson
1994-95	Jeremy Fox
1995-96	Clay Anderson
1996-97	Jake Carlisle
1997-98	Clay Anderson
1998-99	Jim Hajdukovich
1999-00	Chris Hamey
2000-01	Taylor Wagner
2001-02	Jon Madison
2002-03	Bob Austin
2003-04	Peter Bullock
2004-05	Mark Drake
2005-06	Adam Fitt-Chappell
2006-07	Eric Draper
2007-08	Chris Bryant
2008-09	Kevin White
2009-10	Brandon Walker
2010-11	Brandon Walker
2011-12	Phillip Hearn
2012-13	Liam Gibcus
2013-14	Teancum Stafford
2014-15	Brian McGill
2015-16	None awarded
2016-17	Diante Mitchell
2017-18	TBA

ACADEMIC ACHIEVEMENT

1991-92	Steve Garrity
1992-93	Lauren Johns
1993-94	Joe Libal
1994-95	Burt Wallace
1995-96	Burt Wallace & Butch Lincoln
1996-97	Rick Stafford & Clay Anderson
1997-98	Clay Anderson
1998-99	Scott Larrabee
2000-01	Shaun O'Shea
2001-02	Peter Bullock
2002-03	Peter Bullock & Bryson Vaughan
2003-04	Scott Stevens
2004-05	Aaron Lawrence
2005-06	Aaron Lawrence
2006-07	Jared Kettler
2007-08	Jared Kettler
2008-09	Chris Neal
2009-10	Chris Neal
2010-11	Liam Gibcus
2011-12	Liam Gibcus
2012-13	Liam Gibcus
2013-14	Teancum Stafford
2014-15	Jackson McTier
2015-16	Jackson McTier
2016-17	Jackson McTier
2017-18	TBA

ALASKA ANCHORAGE SEAWOLVES MEN'S BASKETBALL

SEAWOLVES IN THE PROS

Player (UAA Years)	Country/League	Pro Years
Pierre Aman (1985-87)	Sweden	1985-90
Stefan Arntz (1991-92)	Germany	1993-2005
Carl Arts (2004-08)	Australia, Germany	2008-09
Buddy Bailey (2006-07)	ABA	2008
Kenny Barker (2008-09)	Germany, Denmark Switzerland, Cyprus	2009-present
Dale Bartley (1985-88)	Australia	1988-89
Andre Boudreaux (1992-94)	Mexico	1997
Gerald Brown (1978-85)	Germany	1985
Igor Budimski (1994-95)	IBL	1996-99
Peter Bullock (2000-04)	Australia, Norway	2004-present
Kemmy Burgess (2003-06)	Holland, Germany	2006-10
Jake Carlisle (1996-97)	CBA	2007
Luke Cooper (2004-08)	Latvia, Australia	2008-present
Eric Draper (2005-07)	CBA	2007
Derrick Fain (2014-15)	NABL	2016-17
Kyle Fossman (2010-14)	Germany	2014-15
Steve Garrity (1991-92)	CBA, Norway	1993-95
Liam Gibcus (2009-13)	Australia	2014-present
Hansi Gnad (1983-87)	Germany, Spain, Italy German National Team 1992 Olympics	1987-2003
Rainer Gruenke (1982-83)	Germany	1985-90
Corey Hammell (2015-17)	Ireland	2017-present
Jason Kaiser (1993-95)	Australia	1996-97
Ed Kirk (1998-01)	Germany	2001
Aaron Lawrence (2003-06)	Japan	2006-08
Theo Mayhue (1991-93)	New Zealand, Germany	1993-96
Brian McGill (2013-16)	Germany	2016-17
Glen Newbold (1998-99)	New Zealand	2001-05
McCade Olsen (2006-08)	Australia	2008-09
Ivan Platenik (2006-07)	Australia, Croatia	2007-present
Dana Pope (1994-95)	Philippines	1996-97
Vern Robateau (1985-90)	Australia	1990-2008
Casey Robinson (2008-11)	Germany	2011-12
Marcus Robinson (2004-05)	Mexico	2005
Taylor Rohde (2010-12)	Germany, Czech, Romania	2012-17
Kevin Smith (1983-85)	Germany	1985-93
Rick Stafford (1995-97)	Germany	1997-2008
Spencer Svejcar (2015-17)	Czech Republic	2017-present
Travis Thompson (2010-15)	Germany, Thailand	2015-present
Jeremiah Trueman (2007-09)	Australia, New Zealand New Zealand Nat'l Team	2009-15
Tony Turner (1977-80)	CBA	1983-86
Serge Using (1995-00)	Germany, Norway	2000-07
Brandon Walker (2008-11)	Germany	2011
Kevin White (2007-10)	Australia	2010-present
Steve White (2008-12)	Australia	2012-present
Suki Wiggs (2015-17)	Belarus	2017-present
Ryan Williams (1995-97)	England	1997-98



A veteran of Australia's top league – the NBL – former Seawolf Kevin White was named captain of the Illawarra Hawks for the 2017-18 season.



Former UAA guard Kenny Barker has become a perennial all-star on the European pro circuit, helping the Bakken Bears (Denmark, 2014), Geneva Lions (Switzerland, 2015) and Keravnos Strovolou (Cyprus, 2017) to first-division titles.