

General Information

Institution Name University of Alaska Anchorage

Address 1* 3211 Providence Drive

Address 2

City * Anchorage

State * Alaska

ZIP Code * 99508 -

Telephone * 907 - 786 - 1800 Ext.

Athletic Department

Athletic Director Name* Dr. Steve Cobb

Address 1* 3211 PROVIDENCE DR

Address 2 WFSC 220

City* ANCHORAGE

State* Alaska

ZIP Code* 99508 - 8046

Telephone * 907 - 786 - 1225 Ext.

Chief Administrative Officer

Chief Administrative Officer's Name* Tom Case

Title* Chancellor

Telephone * 907 - 786 - 1480 Ext.

Fax 907 - 786 - 4888

E-mail Address* Chancellor@uaa.alaska.edu

EADA General

Designated Reporting Year*
Note: The reporting period must be 12 months. The dates for the reporting year should be consistent from year to year.

Begins: (MM/DD) 07/01/2010 Ends: (MM/DD) 06/30/2011

Number of full-time undergraduates by gender: The numbers below were reported on your institution's 2010-11 IPEDS Survey and should not be changed unless they were reported incorrectly to IPEDS. If the numbers are incorrect, please call the EADA Help Desk to correct them.

	Number	Percent
Male full-time undergraduates	3205	45
Female full-time undergraduates	3875	55
Total full-time undergraduates	7080	100 %

Athletic Sanctioning Body for the designated reporting year (select one):*

- | | |
|--|--|
| <input type="radio"/> NCAA Division I-A | <input type="radio"/> NAIA Division I |
| <input type="radio"/> NCAA Division I-AA | <input type="radio"/> NAIA Division II |
| <input type="radio"/> NCAA Division I-AAA | <input type="radio"/> NAIA Division III |
| <input type="radio"/> NCAA Division II (with football) | <input type="radio"/> NJCAA Division I |
| <input checked="" type="radio"/> NCAA Division II (without football) | <input type="radio"/> NJCAA Division II |
| <input type="radio"/> NCAA Division III (with football) | <input type="radio"/> NJCAA Division III |
| <input type="radio"/> NCAA Division III (without football) | <input type="radio"/> NCCAA Division I |
| <input type="radio"/> Other | <input type="radio"/> NCCAA Division II |

Other Description:

Screening Questions

Please answer these questions carefully as your responses will determine which subsequent data entry screens are appropriate for your institution.

1. How will you report Operating (Game-day) Expenses?

By Team

Per Participant

2. Select the type of varsity sports teams at your institution.

Men's Teams

Women's Teams

Coed Teams

3. Do any of your teams have assistant coaches?

Yes

Men's Teams

Women's Teams

Coed Teams

No

Sports Selection - Men's and Women's Teams

Select the varsity sports teams at your institution.

Sport	Men's	Women's	Sport	Men's	Women's
Archery	<input type="checkbox"/>	<input type="checkbox"/>	Badminton	<input type="checkbox"/>	<input type="checkbox"/>
Baseball	<input type="checkbox"/>		Basketball	<input checked="" type="checkbox"/>	<input checked="" type="checkbox"/>
Beach Volleyball	<input type="checkbox"/>	<input type="checkbox"/>	Bowling	<input type="checkbox"/>	<input type="checkbox"/>
Cross Country	<input type="checkbox"/>	<input type="checkbox"/>	Diving	<input type="checkbox"/>	<input type="checkbox"/>
Equestrian	<input type="checkbox"/>	<input type="checkbox"/>	Fencing	<input type="checkbox"/>	<input type="checkbox"/>
Field Hockey		<input type="checkbox"/>	Football	<input type="checkbox"/>	
Golf	<input type="checkbox"/>	<input type="checkbox"/>	Gymnastics	<input type="checkbox"/>	<input checked="" type="checkbox"/>
Ice Hockey	<input checked="" type="checkbox"/>	<input type="checkbox"/>	Lacrosse	<input type="checkbox"/>	<input type="checkbox"/>
Rifle	<input type="checkbox"/>	<input type="checkbox"/>	Rodeo	<input type="checkbox"/>	<input type="checkbox"/>
Rowing	<input type="checkbox"/>	<input type="checkbox"/>	Sailing	<input type="checkbox"/>	<input type="checkbox"/>
Skiing	<input checked="" type="checkbox"/>	<input checked="" type="checkbox"/>	Soccer	<input type="checkbox"/>	<input type="checkbox"/>
Softball		<input type="checkbox"/>	Squash	<input type="checkbox"/>	<input type="checkbox"/>
Swimming	<input type="checkbox"/>	<input type="checkbox"/>	Swimming and Diving (combined)	<input type="checkbox"/>	<input type="checkbox"/>
Synchronized Swimming		<input type="checkbox"/>	Table Tennis	<input type="checkbox"/>	<input type="checkbox"/>
Team Handball	<input type="checkbox"/>	<input type="checkbox"/>	Tennis	<input type="checkbox"/>	<input type="checkbox"/>
Track and Field (Indoor)	<input type="checkbox"/>	<input type="checkbox"/>	Track and Field (Outdoor)	<input type="checkbox"/>	<input type="checkbox"/>
Track and Field and Cross Country (combined)	<input checked="" type="checkbox"/>	<input checked="" type="checkbox"/>	Volleyball	<input type="checkbox"/>	<input checked="" type="checkbox"/>
Water Polo	<input type="checkbox"/>	<input type="checkbox"/>	Weight Lifting	<input type="checkbox"/>	<input type="checkbox"/>
Wrestling	<input type="checkbox"/>	<input type="checkbox"/>	Other Sports (Specify sports in the caveat box.)*	<input type="checkbox"/>	<input type="checkbox"/>


CAVEAT

Athletics Participation - Men's and Women's Teams

Enter the number of participants as of the day of the first scheduled contest.

Varsity Teams	Men's Teams	Women's Teams
Basketball	18	19
Gymnastics		14
Ice Hockey	30	
Skiing	15	11
Track and Field and Cross Country (combined)	22	22
Volleyball		17
Total Participants Men's and Women's Teams	85	83
Unduplicated Count of Participants (This is a head count. If an individual participates on more than one team, count that individual only once on this line.)	85	83

CAVEAT



Head Coaches - Men's Teams

For each men's team, indicate whether the head coach is male or female, was assigned to the team on a full-time or part-time basis, and whether the coach was employed by the institution on a full-time basis or on a part-time or volunteer basis, by entering a 1 in the appropriate field.

The Swimming and Diving (combined) fields allow up to 2 head coaches. The Track and Field and Cross Country (combined) fields allow up to 3.

Varsity Teams	Male Head Coaches				Female Head Coaches				Total Head Coaches
	Assigned to Team on a Full-Time Basis	Assigned to Team on a Part-Time Basis	Full-Time Institution Employee	Part-Time Institution Employee or Volunteer	Assigned to Team on a Full-Time Basis	Assigned to Team on a Part-Time Basis	Full-Time Institution Employee	Part-Time Institution Employee or Volunteer	
Basketball	1		1						1
Ice Hockey	1		1						1
Skiing		1	1						1
Track and Field and Cross Country (combined)		1	1						1
Coaching Position Totals	2	2	4	0	0	0	0	0	4

Head Coaches - Women's Teams

For each women's team, indicate whether the head coach is male or female, was assigned to the team on a full-time or part-time basis, and whether the coach was employed by the institution on a full-time basis or on a part-time or volunteer basis, by entering a 1 in the appropriate field.

The Swimming and Diving (combined) fields allow up to 2 head coaches. The Track and Field and Cross Country (combined) fields allow up to 3.

Varsity Teams	Male Head Coaches				Female Head Coaches				Total Head Coaches
	Assigned to Team on a Full-Time Basis	Assigned to Team on a Part-Time Basis	Full-Time Institution Employee	Part-Time Institution Employee or Volunteer	Assigned to Team on a Full-Time Basis	Assigned to Team on a Part-Time Basis	Full-Time Institution Employee	Part-Time Institution Employee or Volunteer	
Basketball	1		1						1
Gymnastics	1		1						1
Skiing		1	1						1
Track and Field and Cross Country (combined)		1	1						1
Volleyball	1		1						1
Coaching Position Totals	3	2	5	0	0	0	0	0	5

Head Coaches' Salaries - Men's and Women's Teams

Enter only salaries and bonuses that your institution pays head coaches as compensation for coaching. Do not include benefits on this screen.

Do not include volunteer coaches in calculating the average salary and the Full-Time Equivalent (FTE) Total.

For help calculating the FTE total click on the "Need help? Click here for screen instructions" link on this screen.

	Men's Teams	Women's Teams
Average Annual Institutional Salary per Head Coach	80,904	66,593
Number of Head Coaches Used to Calculate the Average	4	5
Number of Volunteer Head Coaches (Do not include these coaches in your salary or FTE calculations.)	0	0
Average Annual Institutional Salary per Full-time equivalent (FTE)	107,872	83,241
Sum of Full-Time Equivalent (FTE) Positions Used to Calculate the Average	3.00	4.00

Assistant Coaches - Men's Teams

For each men's team, indicate whether the assistant coach is male or female, was assigned to the team on a full-time or part-time basis, and whether the coach was employed by the institution on a full-time basis or on a part-time or volunteer basis, by entering a 1 in the appropriate field.

Varsity Teams	Male Assistant Coaches				Female Assistant Coaches				Total Assistant Coaches
	Assigned to Team on a Full-Time Basis	Assigned to Team on a Part-Time Basis	Full-Time Institution Employee	Part-Time Institution Employee or Volunteer	Assigned to Team on a Full-Time Basis	Assigned to Team on a Part-Time Basis	Full-Time Institution Employee	Part-Time Institution Employee or Volunteer	
Basketball	1	1	1	1					2
Ice Hockey	2	2	2	2					4
Skiing		4	1	3		2	1	1	6
Track and Field and Cross Country (combined)		6	1	5		1		1	7
Coaching Position Totals	3	13	5	11	0	3	1	2	19

Assistant Coaches - Women's Teams

For each women's team, indicate whether the assistant coach is male or female, was assigned to the team on a full-time or part-time basis, and whether the coach was employed by the institution on a full-time basis or on a part-time or volunteer basis, by entering a 1 in the appropriate field.

Varsity Teams	Male Assistant Coaches				Female Assistant Coaches				Total Assistant Coaches
	Assigned to Team on a Full-Time Basis	Assigned to Team on a Part-Time Basis	Full-Time Institution Employee	Part-Time Institution Employee or Volunteer	Assigned to Team on a Full-Time Basis	Assigned to Team on a Part-Time Basis	Full-Time Institution Employee	Part-Time Institution Employee or Volunteer	
Basketball	<input type="text"/>	<input type="text" value="1"/>	<input type="text"/>	<input type="text" value="1"/>	<input type="text" value="1"/>	<input type="text" value="2"/>	<input type="text" value="1"/>	<input type="text" value="2"/>	4
Gymnastics	<input type="text"/>	<input type="text"/>	<input type="text"/>	<input type="text"/>	<input type="text" value="1"/>	<input type="text" value="3"/>	<input type="text" value="1"/>	<input type="text" value="3"/>	4
Skiing	<input type="text"/>	<input type="text" value="4"/>	<input type="text" value="1"/>	<input type="text" value="3"/>	<input type="text"/>	<input type="text" value="2"/>	<input type="text" value="1"/>	<input type="text" value="1"/>	6
Track and Field and Cross Country (combined)	<input type="text"/>	<input type="text" value="6"/>	<input type="text" value="1"/>	<input type="text" value="5"/>	<input type="text"/>	<input type="text" value="1"/>	<input type="text"/>	<input type="text" value="1"/>	7
Volleyball	<input type="text"/>	<input type="text"/>	<input type="text"/>	<input type="text"/>	<input type="text" value="1"/>	<input type="text" value="4"/>	<input type="text" value="1"/>	<input type="text" value="4"/>	5
Coaching Position Totals	0	11	2	9	3	12	4	11	26

Assistant Coaches' Salaries - Men's and Women's Teams

Enter only salaries and bonuses that your institution pays assistant coaches as compensation for coaching. Do not include benefits on this screen.

Do not include volunteer coaches in calculating the average salary and the Full-Time Equivalent (FTE) Total.

For help calculating the FTE total click on the "Need help? Click here for screen instructions" link on this screen.


	Men's Teams	Women's Teams
Average Annual Institutional Salary per Assistant Coach	34,544	25,735
Number of Assistant Coaches Used to Calculate the Average	12	13
Number of Volunteer Assistant Coaches. (Do not include these coaches in your salary or FTE calculations.)	7	13
Average Annual Institutional Salary per Full-time equivalent (FTE)	55,270	39,359
Sum of Full-Time Equivalent (FTE) Positions Used to Calculate the Average	7.50	8.50

Athletically Related Student Aid - Men's and Women's Teams

Athletically related student aid is any scholarship, grant, or other form of financial assistance, offered by an institution, the terms of which require the recipient to participate in a program of intercollegiate athletics at the institution. Other student aid, of which a student-athlete simply happens to be the recipient, is not athletically related student aid. If you do not have any aid to report, enter a 0.

	Men's Teams	Women's Teams	Total
Total	966,275	909,206	1,875,481
Ratio (percent)	52	48	100%


CAVEAT



Recruiting Expenses - Men's and Women's Teams

Recruiting expenses are all expenses an institution incurs attributable to recruiting activities. This includes, but is not limited to, expenses for lodging, meals, telephone use, and transportation (including vehicles used for recruiting purposes) for both recruits and personnel engaged in recruiting, and other expenses for official and unofficial visits, and all other expenses related to recruiting. If you do not have any recruiting expenses to report, enter a 0.

	Men's Teams	Women's Teams	Total
Total	<input type="text" value="85,655"/>	<input type="text" value="74,318"/>	159,973
CAVEAT			



Operating (Game-Day) Expenses - Men's and Women's Teams by Team

Operating expenses are all expenses an institution incurs attributable to home, away, and neutral-site intercollegiate athletic contests (commonly known as "game-day expenses"), for (A) Lodging, meals, transportation, uniforms, and equipment for coaches, team members, support staff (including, but not limited to team managers and trainers), and others; and (B) Officials.

For a sport with a men's team and a women's team that have a combined budget, click on the "Need help? Click here for screen instructions" link for special instructions.

Varsity Teams	Participants	Men's Teams		Participants	Women's Teams		Total Operating Expenses
		Operating Expenses per Participant	By Team		Operating Expenses per Participant	By Team	
Basketball	18	13,069	235,238	19	12,166	231,147	466,385
Gymnastics				14	6,365	89,113	89,113
Ice Hockey	30	16,830	504,904				504,904
Skiing	15	8,008	120,119	11	10,402	114,426	234,545
Track and Field and Cross Country (combined)	22	9,946	218,819	22	9,775	215,058	433,877
Volleyball				17	7,165	121,797	121,797
Total Operating Expenses Men's and Women's Teams	85		1,079,080	83		771,541	1,850,621

CAVEAT

